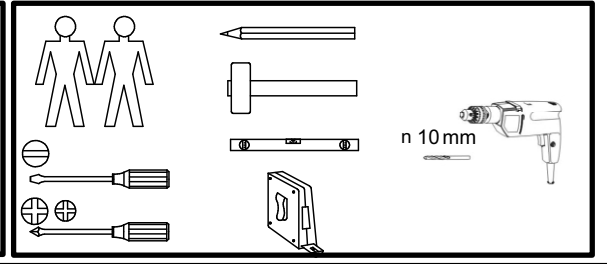

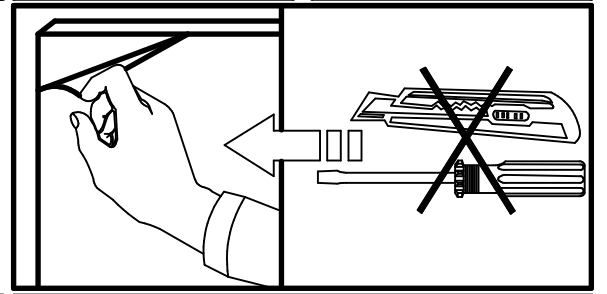

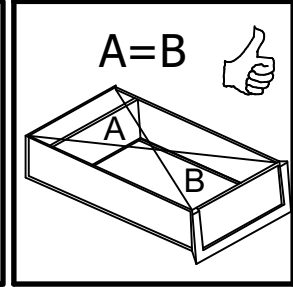
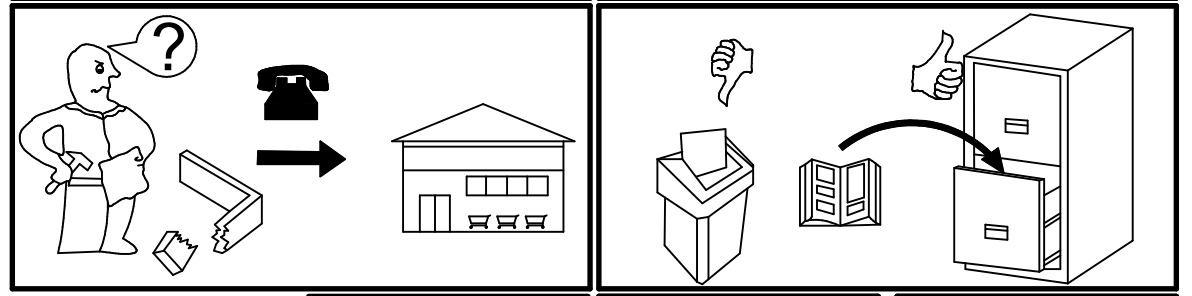

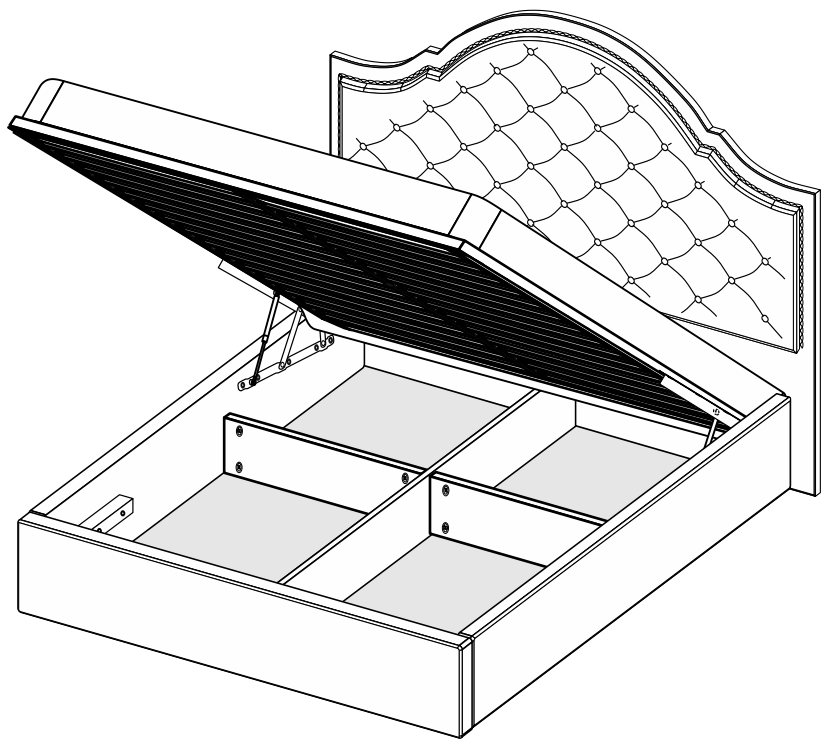
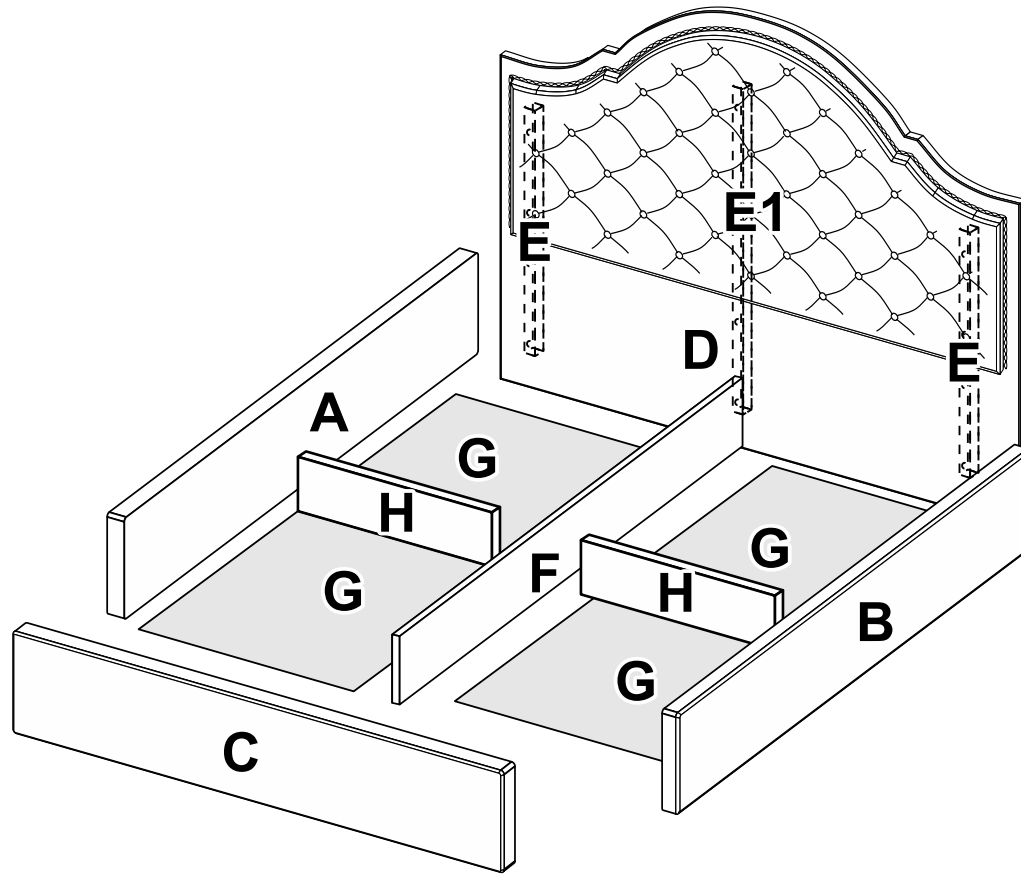


22-373-X4

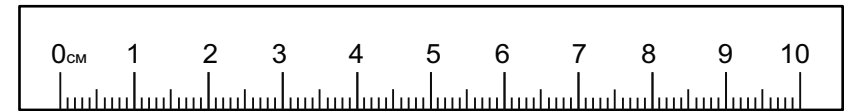
ELIZA


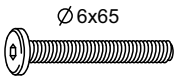
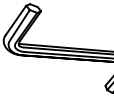

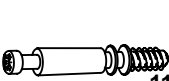
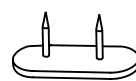
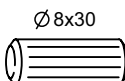
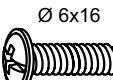
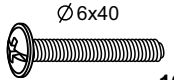
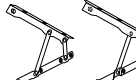
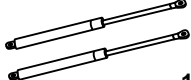
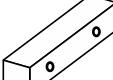
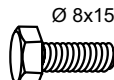

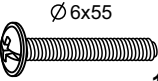
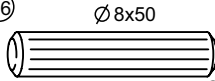
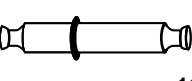

BETT

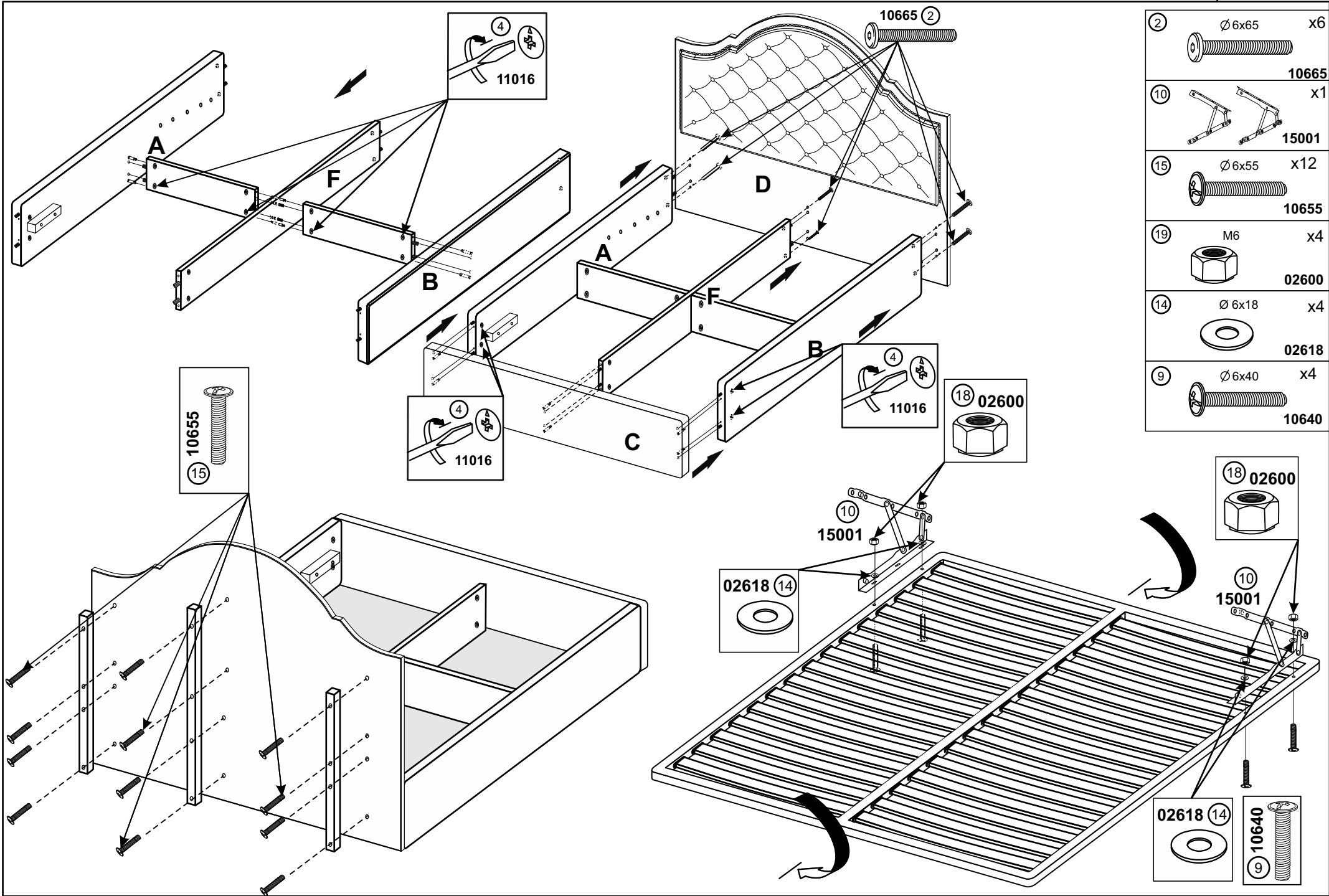




| Teil | Maß | Stk | Colli |
|-----------|--------------------|-------|-------|
| A | - 2020 x 445 x 60 | - x 1 | |
| B | - 2020 x 445 x 60 | - x 1 | |
| C | - 1864 x 445 x 60 | - x 1 | |
| D | - 2010 x 1510 x 80 | - x 1 | |
| E | - 896 x 45 x 25 | - x 2 | |
| E1 | - 928 x 45 x 25 | - x 1 | |
| F | - 2024 x 330 x 16 | - x 1 | |
| G | - 1000 x 896 x 3 | - x 4 | |
| H | - 900 x 330 x 16 | - x 2 | |

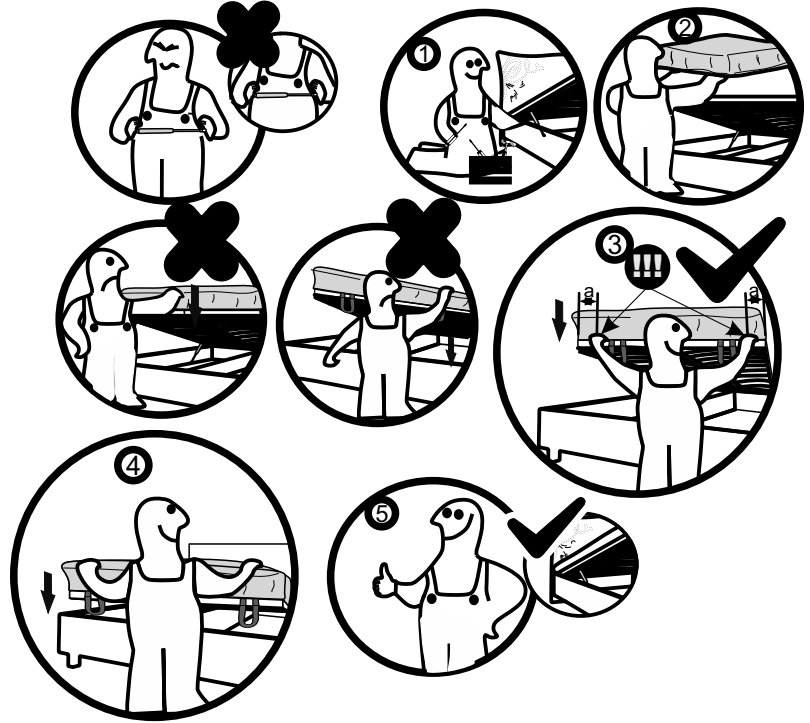
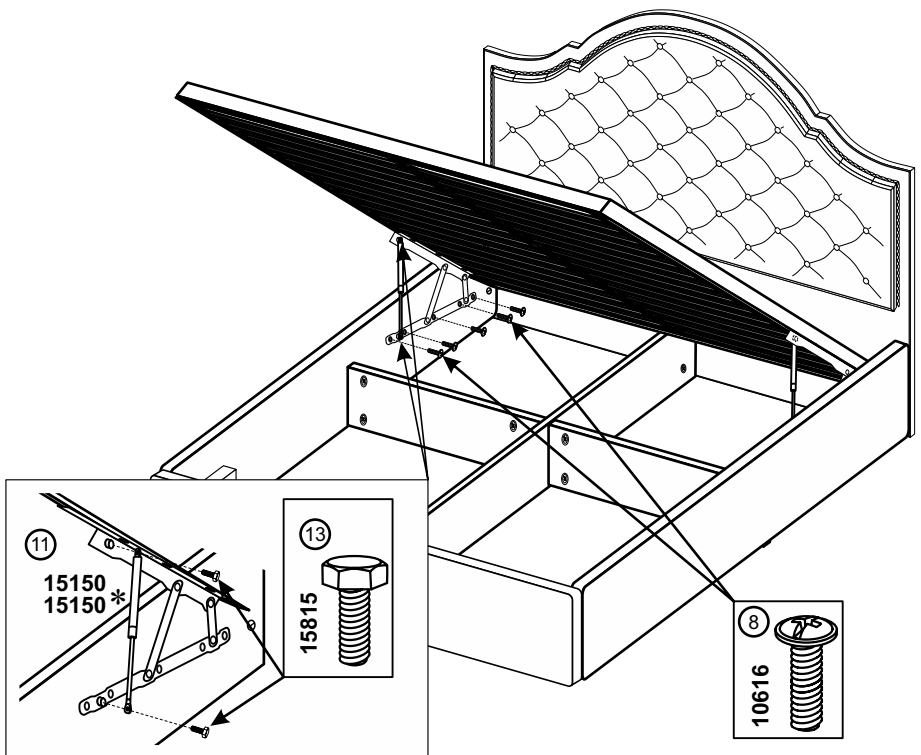


| | | | | | | |
|--|---|---|--|--|---|--|
| ①  x6 10113 | ②  Ø6x65 x6 10665 | ③  x1 07001 | ④  x14 11016 | ⑤  x10 11002 | ⑥  x8 14011 | ⑦  Ø8x30 x16 21008 |
| ⑧  Ø6x16 x10 10616 | ⑨  Ø6x40 x8 10640 | ⑩  x1 15001 | ⑪  x1 15150 | ⑫  x2 14011 | ⑬  Ø8x15 x4 15815 | ⑭  Ø6x18 x4 02618 |
| ⑮  Ø6x55 x12 10655 | ⑯  Ø8x50 x2 21850 | ⑰  x2 11021 | ⑱  M6 x4 02600 | | | |



- 2
Ø 6x65
x6
10665
- 10
[Image]
x1
15001
- 15
Ø 6x55
x12
10655
- 19
M6
x4
02600
- 14
Ø 6x18
x4
02618
- 9
Ø 6x40
x4
10640

- 18
02600
- 10
15001
- 14
02618
- 9
10640



| | | |
|----|--------|-------|
| 13 | Ø 8x15 | x4 |
| | | 15815 |
| 8 | Ø 6x16 | x10 |
| | | 10616 |
| 11 | | x1 |
| | | 15150 |

