89935.330

D

Wichtige Pflegehinweise

Bitte beachten Sie die wichtigen Pflegehinweise auf unserer Internetseite

www.till-hilft.de → Pflegehinweise

GB

Important care instructions

Please note the important care instructions on our website

www.till-hilft.de → Pflegehinweise

FR

Instructions d'entretien importantes

S'il vous plaît noter les instructions de soins importants sur notre site Web

www.till-hilft.de → Pflegehinweise

IT

Importanti istruzioni per la cura

Si prega di notare le importanti istruzioni per la cura sul nostro sito web

www.till-hilft.de → Pflegehinweise

NL

Belangrijke zorginstructies

Let op de belangrijke zorginstructies op onze website

www.till-hilft.de → Pflegehinweise

CZ

Důležité pokyny pro péči

Vezměte prosím na vědomí důležité pokyny pro péči na našich webových stránkáchg

www.till-hilft.de → Pflegehinweise

PL

Ważne instrukcje dotyczące pielęgnacji

Zwróc´uwagę na ważne instrukcję dotyczące pielęgnacji na naszej stronie internetowej

www.till-hilft.de → Pflegehinweise

SK

Dôležité pokyny na starostlivosť

Dbajte na dôležité pokyny týkajúce sa starostlivosti na našich webových stránkach

www.till-hilft.de → Pflegehinweise

HU

Fontos kezelési utasítások

Kérjük, vegye figyelembe a honlapunkon található fontos kezelési útmutatót

www.till-hilft.de → Pflegehinweise

RO

Instrucțiuni importante de îngrijire

Rețineți instrucțiunile importante de îngrijire de pe site-ul nostru

www.till-hilft.de → Pflegehinweise

TR

Önemli bakım talimatları

Lütfen web sitemizdeki önemli bak•m talimatlarını dikkate alınız

www.till-hilft.de → Pflegehinweise

RU

Важные инструкции по уходу

Обратите внимание на важные инструкции по уходу на нашем веб-сайте

www.till-hilft.de → Pflegehinweise

www.till-hilft.de

87020.530

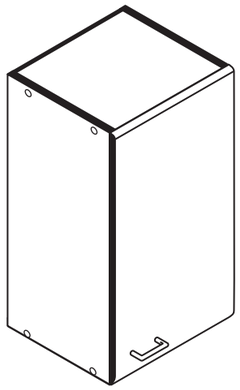

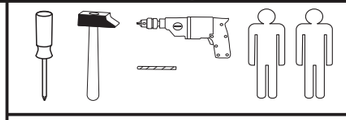



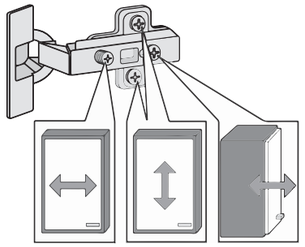

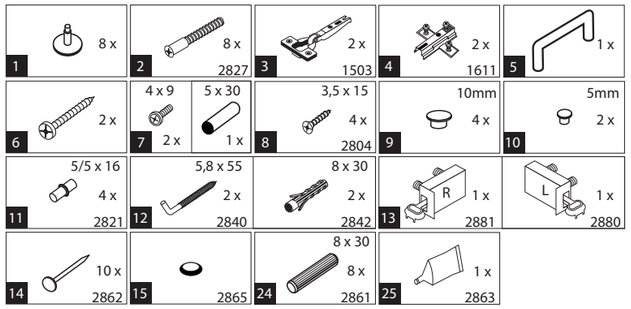

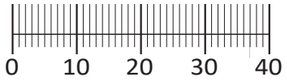

Das beigefügte Wandbefestigungsmaterial (Dübel und Schrauben) eignet sich nur für festes Mauerwerk (z.B.: Beton- oder Ziegelwände). Für andere Wandaufbauten sind eventuell Spezialdübel und andere Schrauben notwendig. Ziehen Sie gegebenfallseine Fachkraft zu Rate.

De begeleidende wandmontage hardware (pluggen en schroeven) is alleen geschikt voor massief metselwerk (bijvoorbeeld beton of bakstenen muren). Voor andere muur structuren zijn eventueel bijzondere ankerbouten en andere noodzakelijke. Draai indien nodig, een deskundige.

Приложенный материал для крепления к стене (дюбели и винты) пригоден только для жестких кладок (например, бетонные или кирпичные стены). Для других настенных конструкций необходимы смотря по обстоятельствам специальные дюбели и другие винты. При необходимости проконсультируйтесь у специалиста.

Le mur d'accompagnement matériel de montage (chevilles et les vis) ne convient que pour la maçonnerie solide (par exemple en béton ou des murs de briques). Pour les structures de mur d'autres sont peut-etre spéciale boulons d'ancrage et d'autres nécessaires. Serrer le cas échéant, un expert.

Załączony material do mocowania do ściany (kolki rozprężne i wkręty) nadaje się tylko do ścian murowanych (np. z betonu lub cegiel). Do ścian wykonanych w innych technologiach konieczne być mogą specjalne kolki rozprężne i inne wkręty. W razie potrzeby skorzystaj z fachowej pomocy

Il muro di accompagnamento hardware di montaggio (tasselli e viti) è'e adatto solo per muratura piena (ad esempio calcestruzzo o muratura). Per le altre strutture murarie sono forse speciali bulloni di ancoraggio e necessari di altri. Serrare se necessario, un esperto.

The accompanying wall mounting hardware (anchors and screws) is suitable only for solid masonry (eg concrete or brick walls). For other wall structures are possibly special anchor bolts and other necessary. Tighten if necessary, an expert.

Ekteki duvara sabit montaj malzemeleri (dübel ve vidalar), sadece sağlam duvarlar için (örnek: beton veya tuğla) elverişlidir. Başka duvarlar için özel dübeller ve farklı vidalar gerekebilir. Gerektiğinde bir uzmana danışınız.

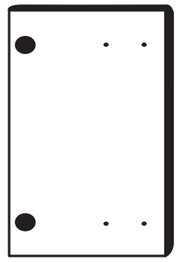

16 1 x

17 1 x

21 1 x

18 1 x

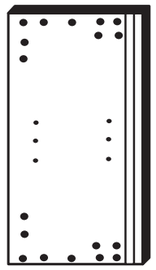

19 1 x

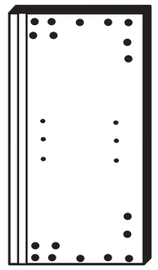

20 1 x



22 1 x

1

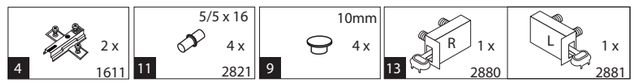

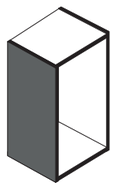

Bitte beachten !
In dieser Aufbauanleitung ist die Tür rechts angeschlagen.
Soll die Tür links angeschlagen werden, müssen die Kreuzmontageplatten 4 auf das linke Seitenteil 19 und die Scharniere 3 in die gegenüberliegenden Bohrungen montiert werden.

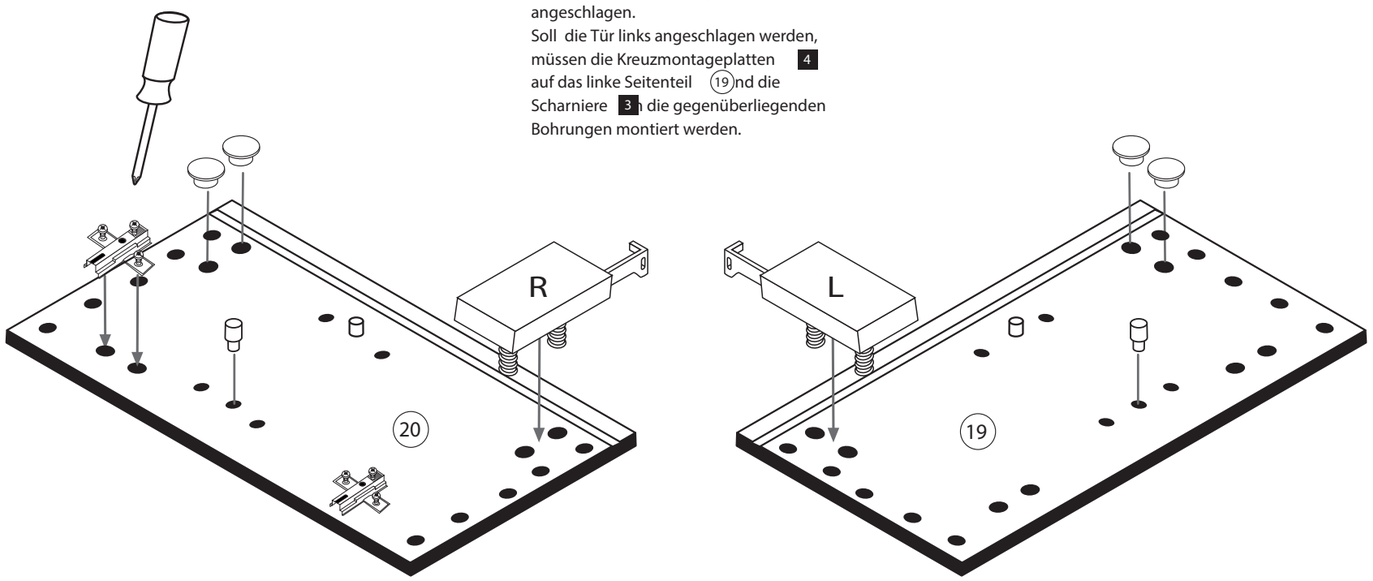

2

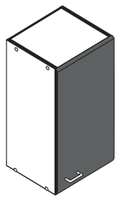

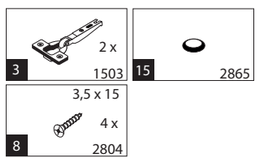

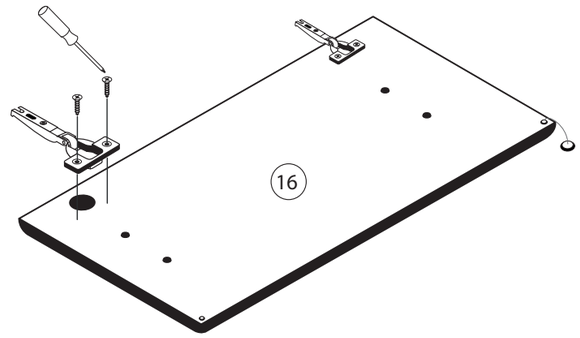

3

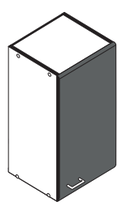

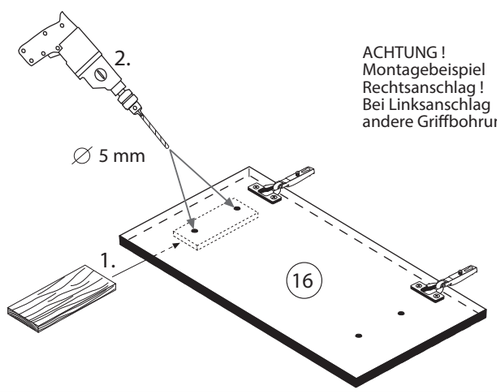

ACHTUNG !
Montagebeispiel
Rechtsanschlag !
Bei Linksanschlag
andere Griffbohrung durchbohren !

4

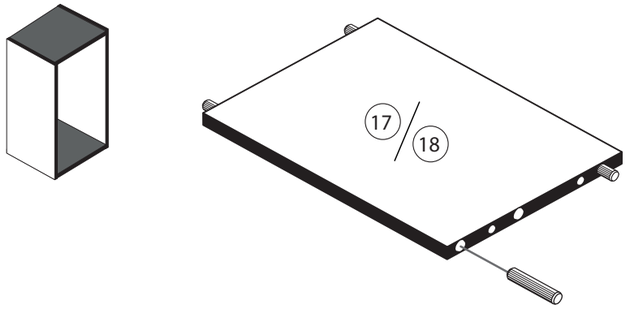

24	8 x 30 8 x 2861	20 min.	25 1 x 2863 D Leim GB Glue NL Lijm PL Klej TR Tutkal F Colle I Colla

5

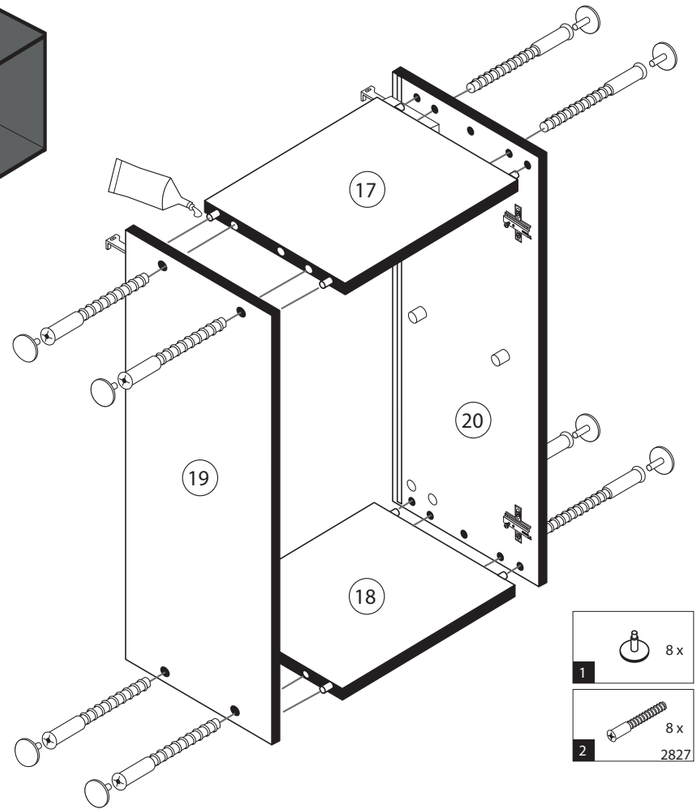

1	8 x	20 min.	25 1 x 2863 D Leim GB Glue NL Lijm PL Klej TR Tutkal F Colle I Colla
2	8 x 2827		

6

14 10 x 2862

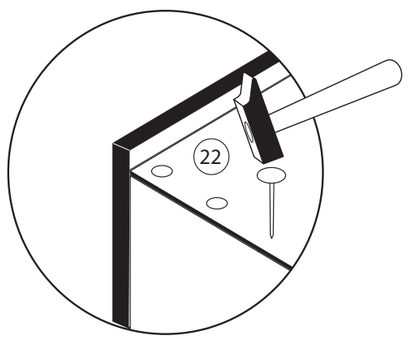

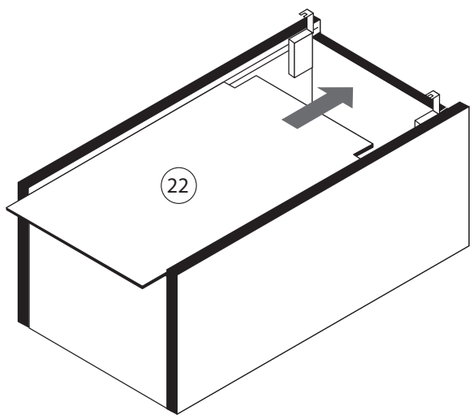

7

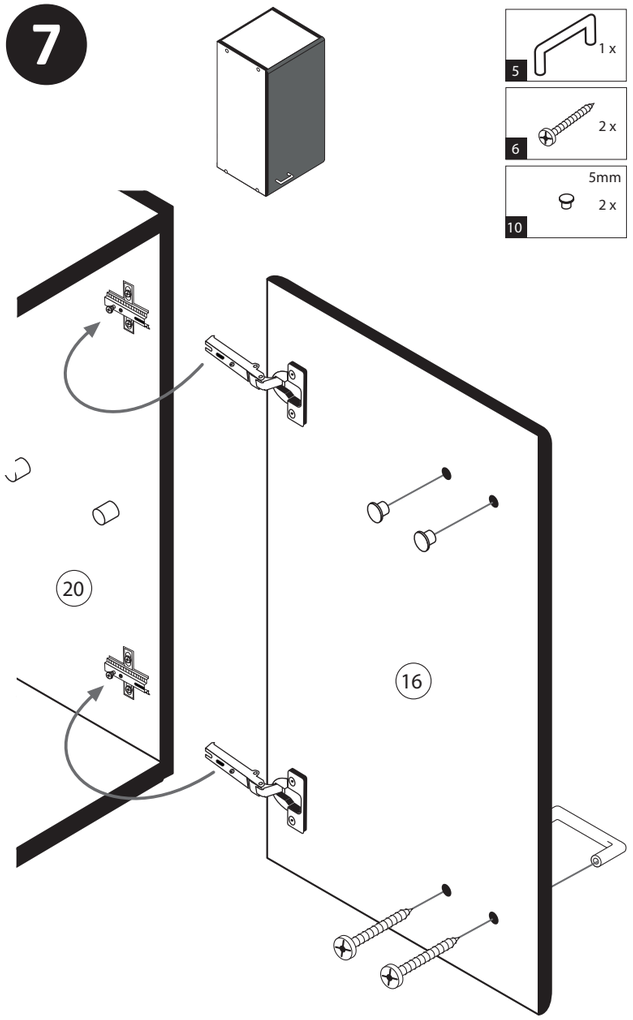

5	1 x
6	2 x
10	5mm 2 x

8

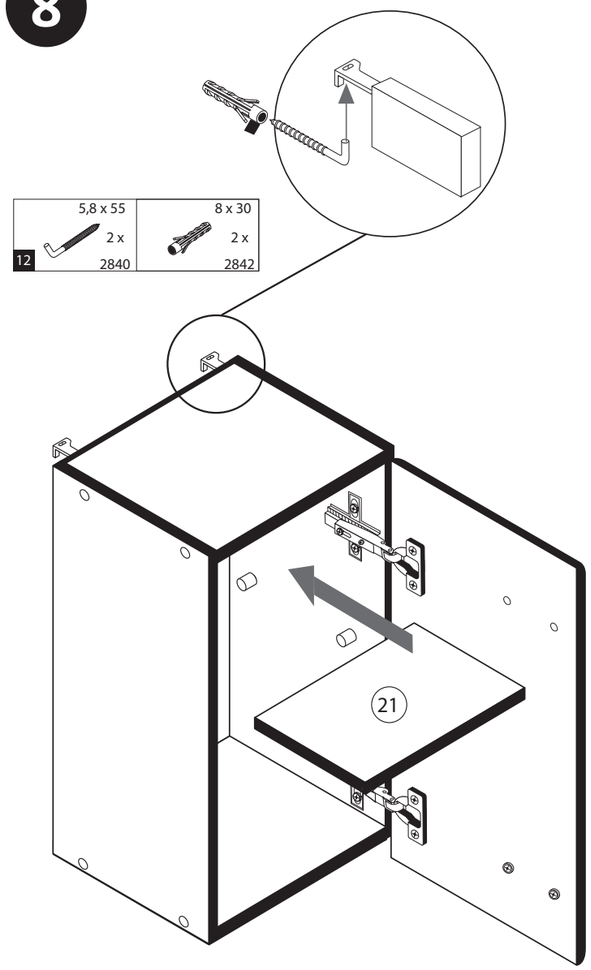

12	5,8 x 55 2 x 2840	8 x 30 2 x 2842

9

4 x 9 7 2 x	5 x 30 1 x

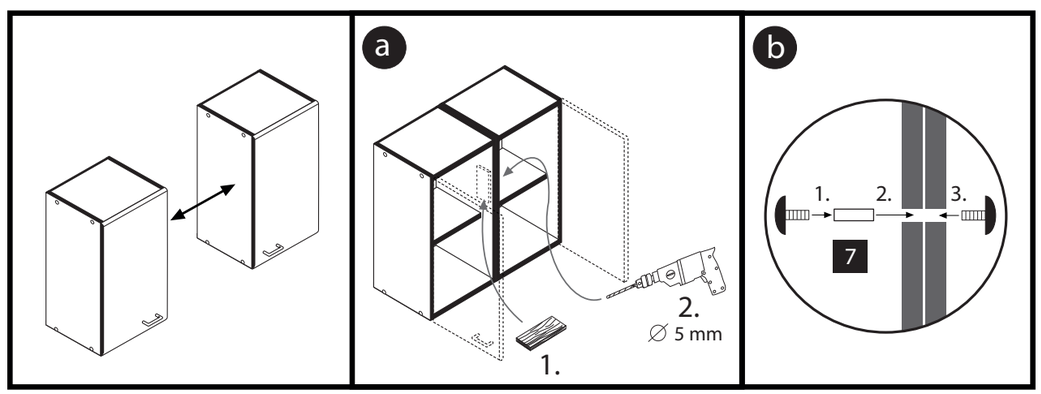

Zusatzzettel Küchen Unterbau-Fuß

www.till-hilft.de

89930.330

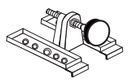

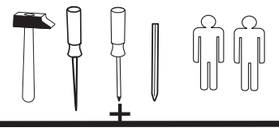

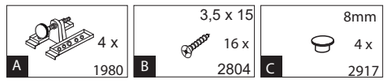

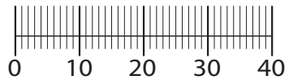

!! WICHTIG!!

Bitte fixieren den Schrank an der Wand bzw. an dem Nachbarschrank erst nach dem die Höheneinstellung mit dem Füßen durchgeführt ist.

1

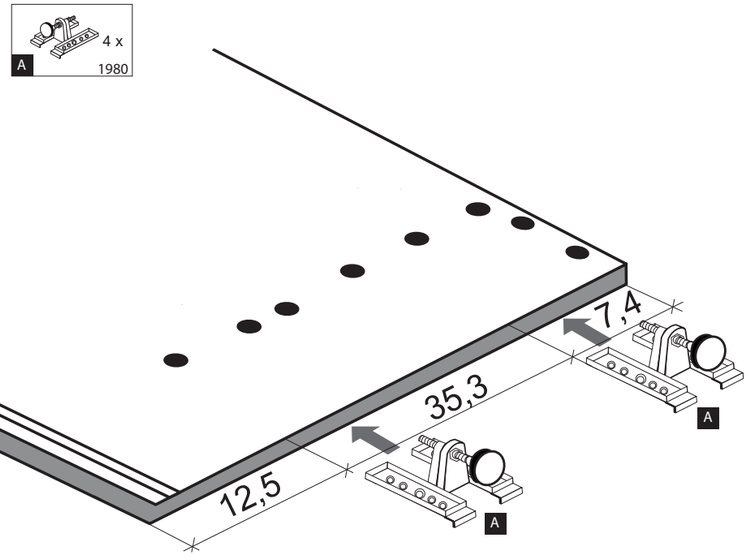

2

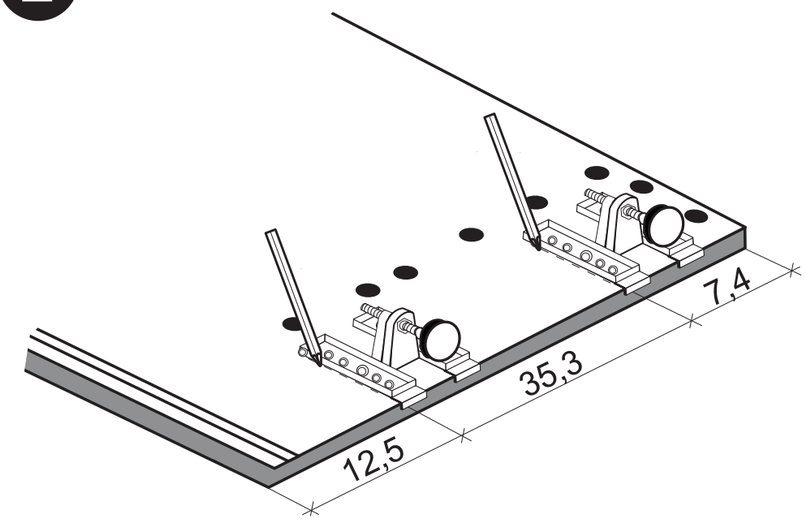

3

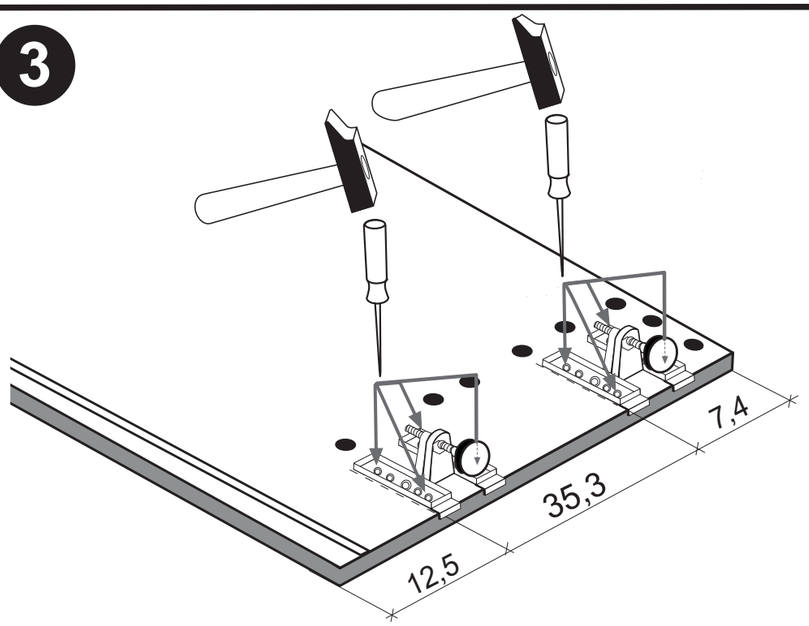

4

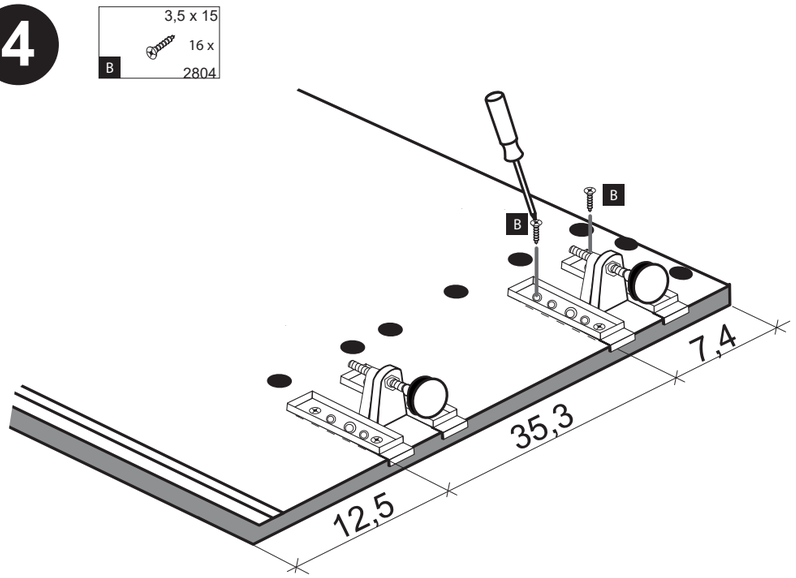

5

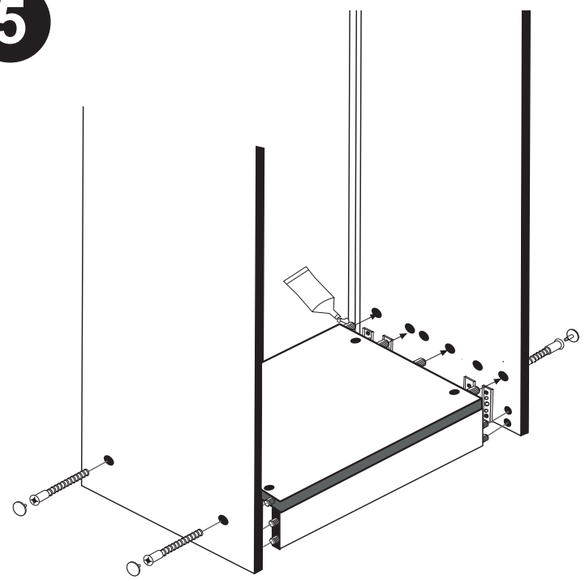

6

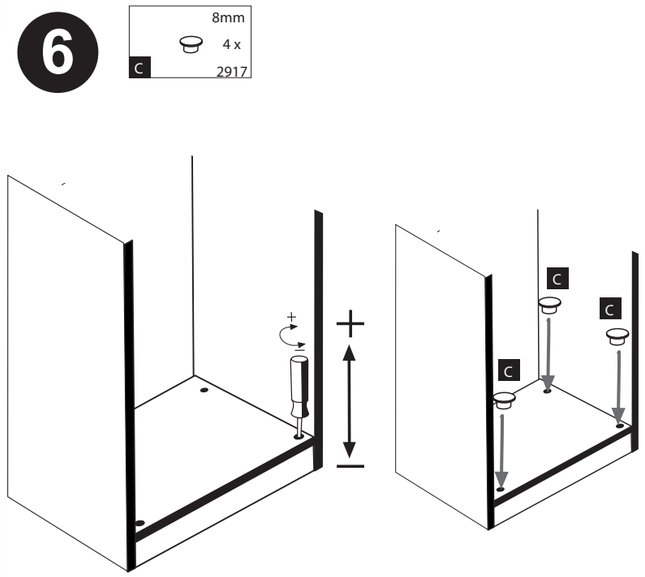

www.till-hilft.de

87014.331

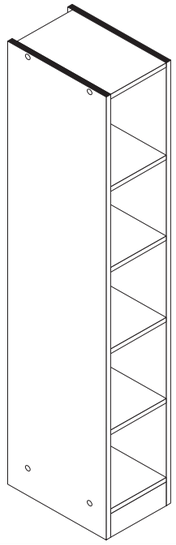

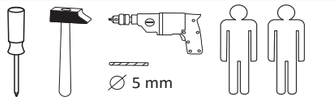



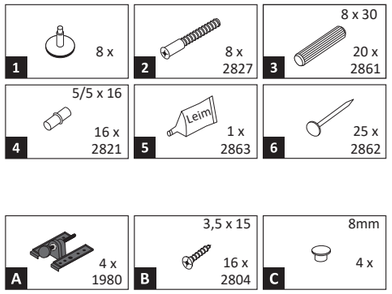

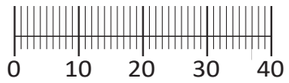

Das beigefügte Wandbefestigungsmaterial (Dübel und Schrauben) eignet sich nur für festes Mauerwerk (z.B.: Beton- oder Ziegelwände). Für andere Wandaufbauten sind eventuell Spezialdübel und andere Schrauben notwendig. Ziehen Sie gegebenfallseine Fachkraft zu Rate.

De begeleidende wandmontage hardware (pluggen en schroeven) is alleen geschikt voor massief metselwerk (bijvoorbeeld beton of bakstenen muren). Voor andere muur structuren zijn eventueel bijzondere ankerbouten en andere noodzakelijke. Draai indien nodig, een deskundige.

Приложенный материал для крепления к стене (дюбели и винты) пригоден только для жестких кладок (например, бетонные или кирпичные стены). Для других настенных конструкций необходимы смотря по обстоятельствам специальные дюбели и другие винты. При необходимости проконсультируйтесь у специалиста.

Le mur d'accompagnement matériel de montage (chevilles et les vis) ne convient que pour la maçonnerie solide (par exemple en béton ou des murs de briques). Pour les structures de mur d'autres sont peut-etre spéciale boulons d'ancrage et d'autres nécessaires. Serrer le cas échéant, un expert.

Załączony material do mocowania do ściany (kolki rozprężne i wkręty) nadaje się tylko do ścian murowanych (np. z betonu lub cegiel). Do ścian wykonanych w innych technologiach konieczne być mogą specjalne kolki rozprężne i inne wkręty. W razie potrzeby skorzystaj z fachowej pomocy

Il muro di accompagnamento hardware di montaggio (tasselli e viti) è'e adatto solo per muratura piena (ad esempio calcestruzzo o muratura). Per le altre strutture murarie sono forse speciali bulloni di ancoraggio e necessari di altri. Serrare se necessario, un esperto.

The accompanying wall mounting hardware (anchors and screws) is suitable only for solid masonry (eg concrete or brick walls). For other wall structures are possibly special anchor bolts and other necessary. Tighten if necessary, an expert.

Ekteki duvara sabit montaj malzemeleri (dübel ve vidalar), sadece sağlam duvarlar için (örnek: beton veya tuğla) elverişlidir. Başka duvarlar için özel dübeller ve farklı vidalar gerekebilir. Gerektiğinde bir uzmana danışınız.

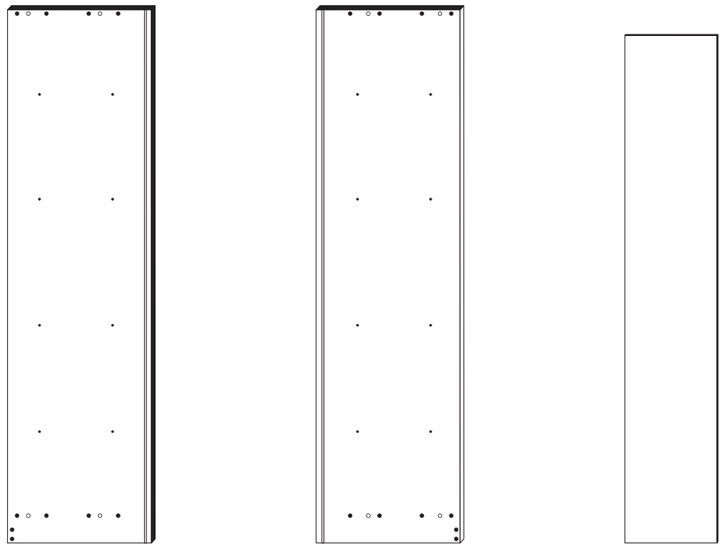

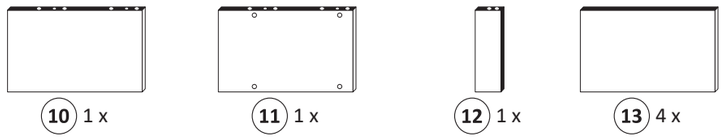

1

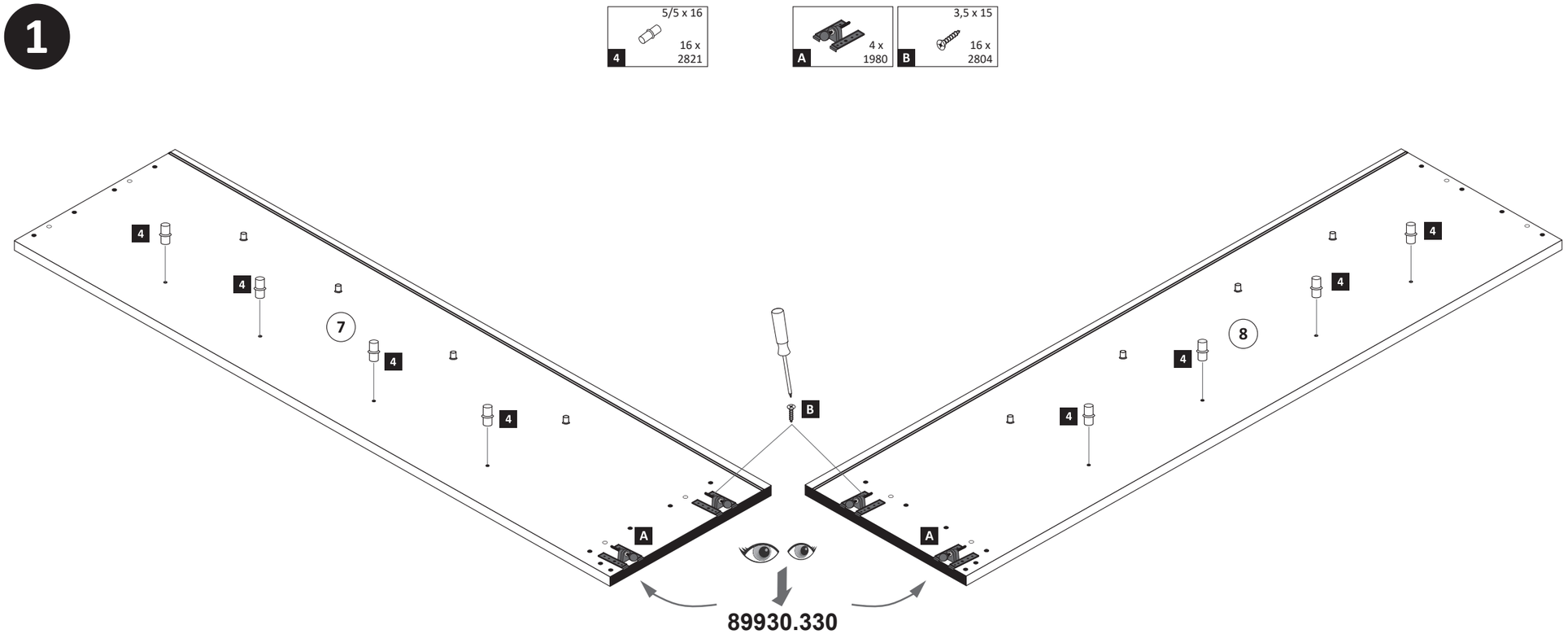

2

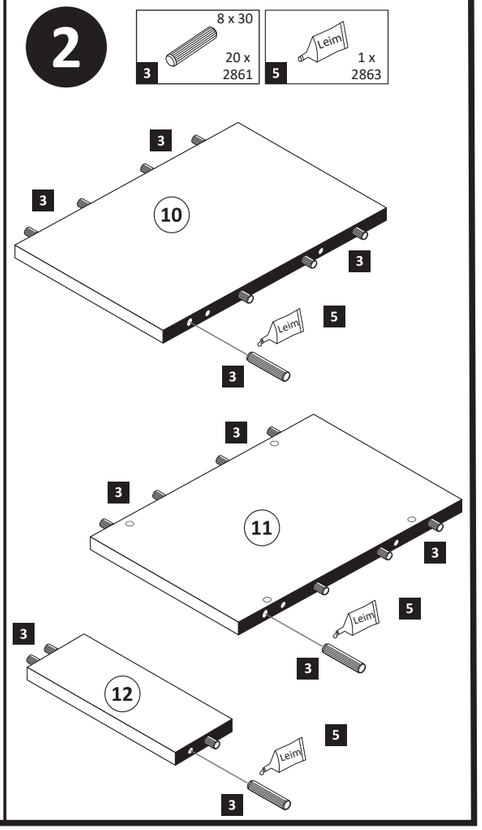

3

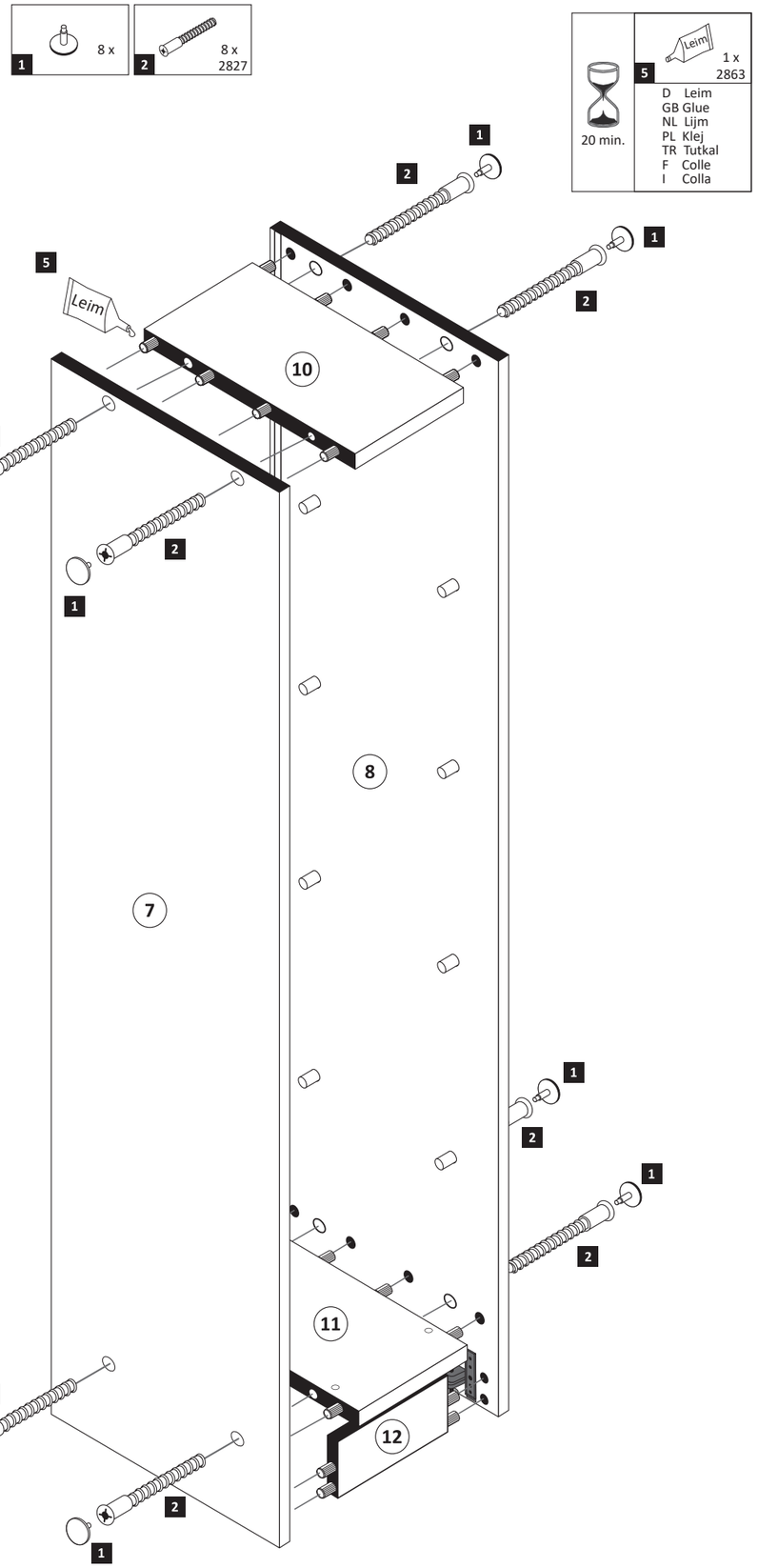
1
8 x
2
8 x
2827
20 min.
5
Leim
1 x
2863
D Leim
GB Glue
NL Lijm
PL Klej
TR Tutkal
F Colle
I Colla
Leim
7
8
10
11
12

4

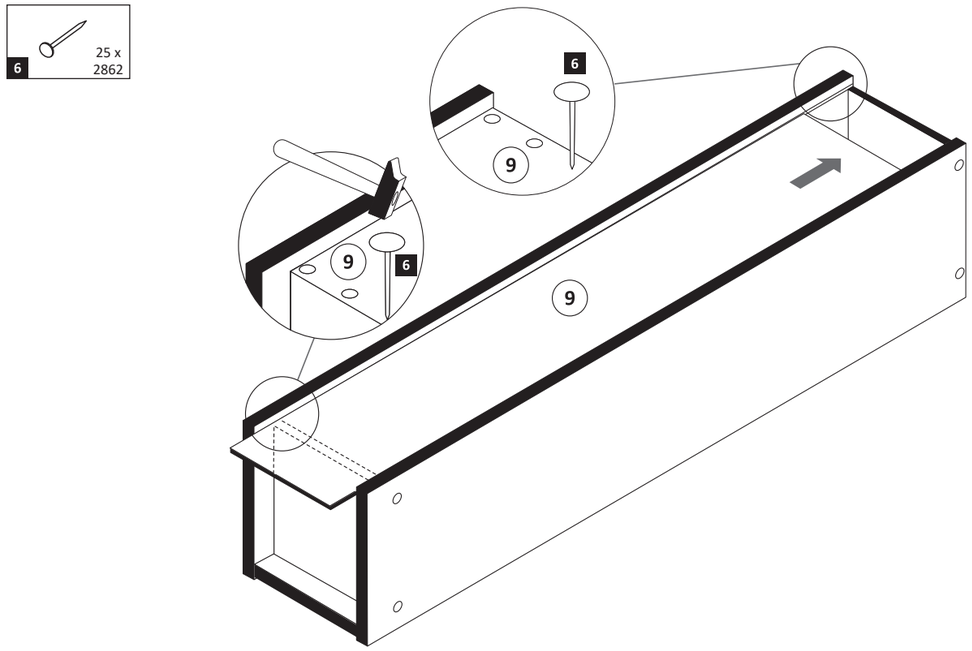
6
25 x
2862
9

5

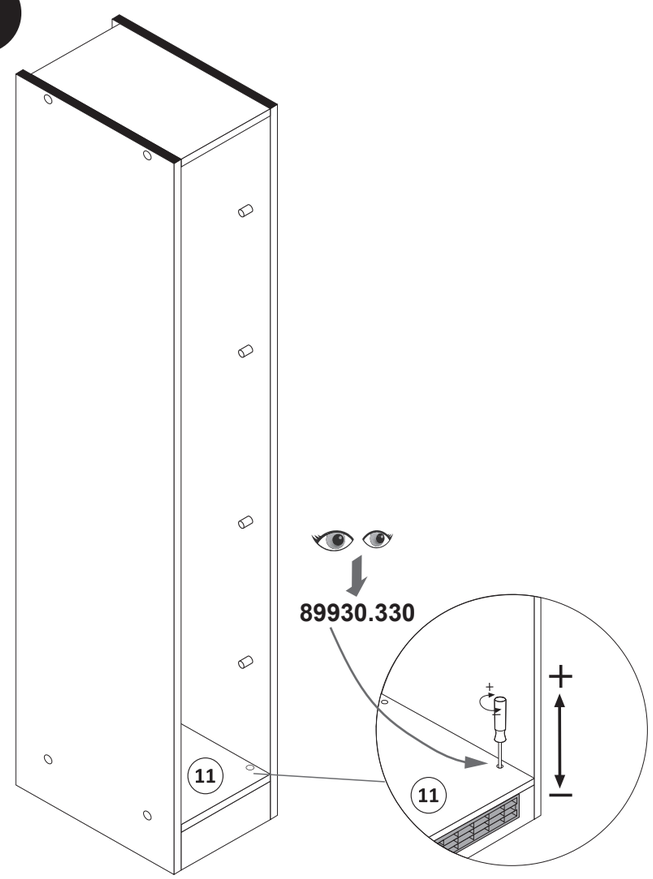
89930.330
11
+
–

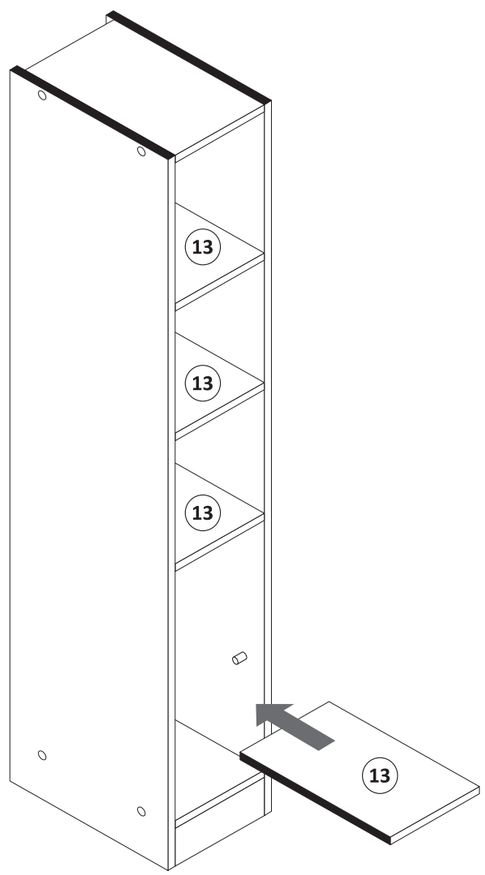
13

www.till-hilft.de

87113.316

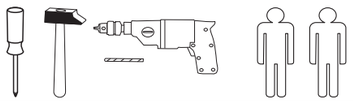



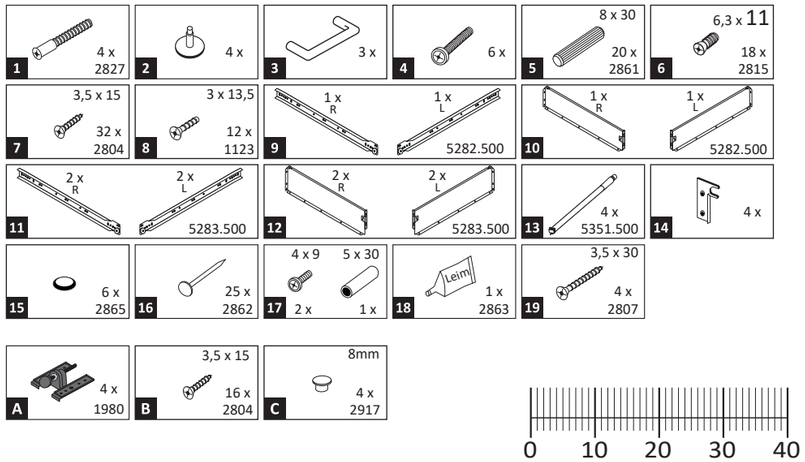

Das beigefügte Wandbefestigungsmaterial (Dübel und Schrauben) eignet sich nur für festes Mauerwerk (z.B.: Beton- oder Ziegelwände). Für andere Wandaufbauten sind eventuell Spezialdübel und andere Schrauben notwendig. Ziehen Sie gegebenfallseine Fachkraft zu Rate.

De begeleidende wandmontage hardware (pluggen en schroeven) is alleen geschikt voor massief metselwerk (bijvoorbeeld beton of bakstenen muren). Voor andere muur structuren zijn eventueel bijzondere ankerbouten en andere noodzakelijke. Draai indien nodig, een deskundige.

Приложенный материал для крепления к стене (дюбели и винты) пригоден только для жестких кладок (например, бетонные или кирпичные стены). Для других настенных конструкций необходимы смотря по обстоятельствам специальные дюбели и другие винты. При необходимости проконсультируйтесь у специалиста.

Le mur d'accompagnement matériel de montage (chevilles et les vis) ne convient que pour la maçonnerie solide (par exemple en béton ou des murs de briques). Pour les structures de mur d'autres sont peut-etre spéciale boulons d'ancrage et d'autres nécessaires. Serrer le cas échéant, un expert.

Załączony material do mocowania do ściany (kolki rozprężne i wkręty) nadaje się tylko do ścian murowanych (np. z betonu lub cegiel). Do ścian wykonanych w innych technologiach konieczne być mogą specjalne kolki rozprężne i inne wkręty. W razie potrzeby skorzystaj z fachowej pomocy

Il muro di accompagnamento hardware di montaggio (tasselli e viti) è'e adatto solo per muratura piena (ad esempio calcestruzzo o muratura). Per le altre strutture murarie sono forse speciali bulloni di ancoraggio e necessari di altri. Serrare se necessario, un esperto.

The accompanying wall mounting hardware (anchors and screws) is suitable only for solid masonry (eg concrete or brick walls). For other wall structures are possibly special anchor bolts and other necessary. Tighten if necessary, an expert.

Ekteki duvara sabit montaj malzemeleri (dübel ve vidalar), sadece sağlam duvarlar için (örnek: beton veya tuğla) elverişlidir. Başka duvarlar için özel dübeller ve farklı vidalar gerekebilir. Gerektiğinde bir uzmana danışınız.



1

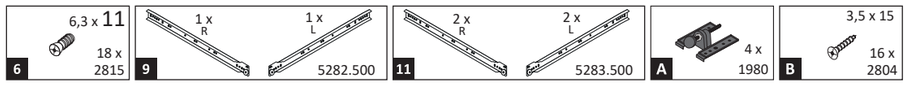

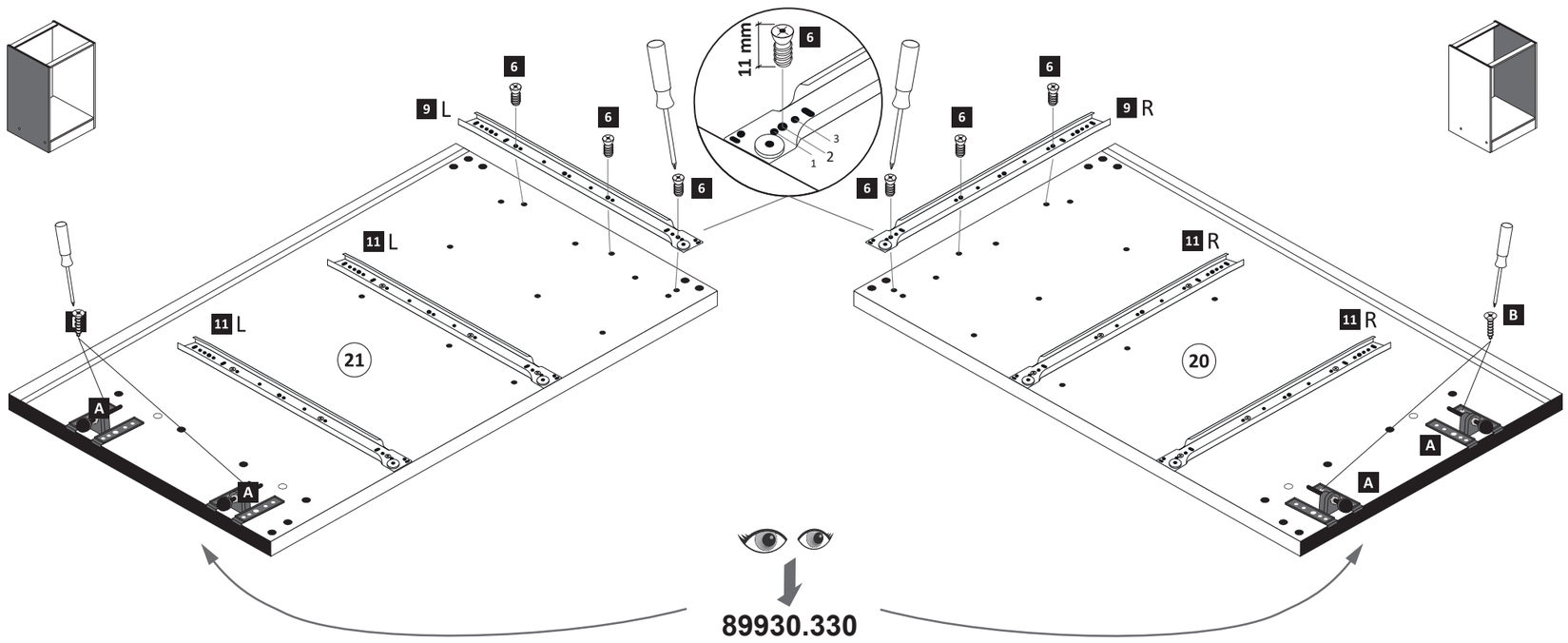

2

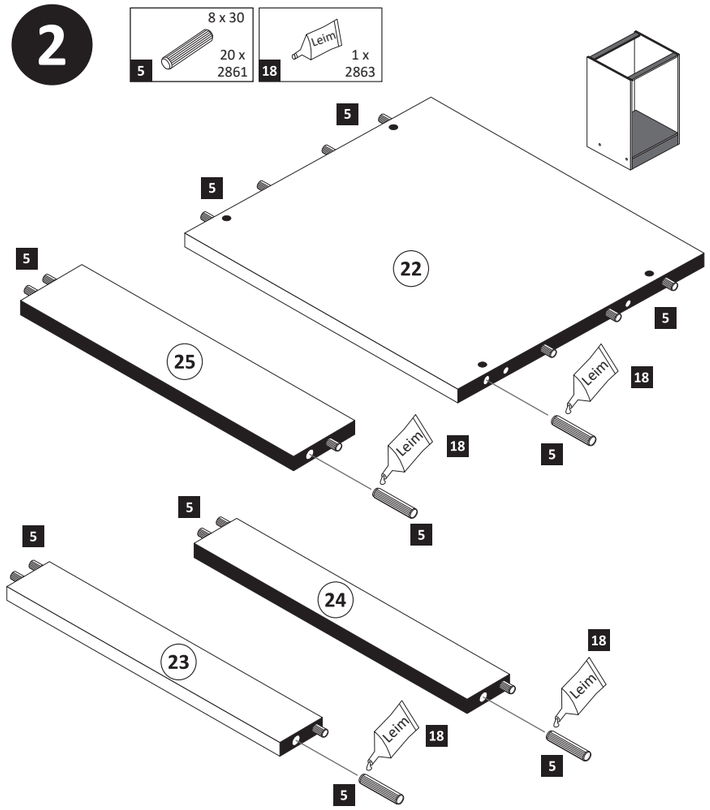

3

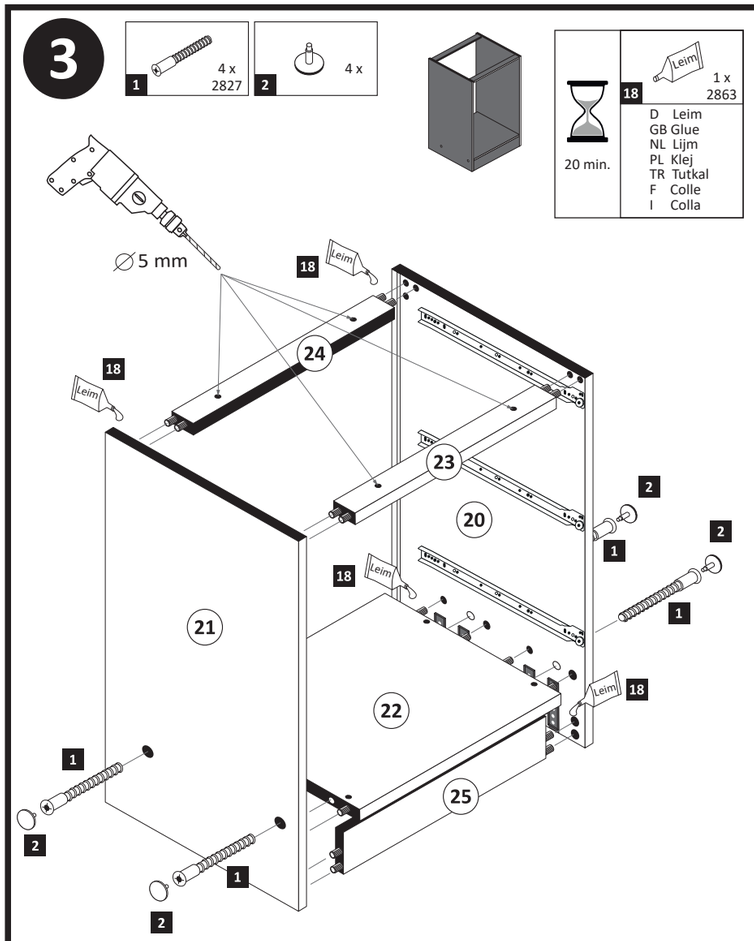
1 4 x 2827
2 4 x
20 min.
18 Leim 1 x 2863
D Leim
GB Glue
NL Lijm
PL Klej
TR Tutkal
F Colle
I Colla
∅5 mm
Leim
18
24
23
20
21
22
25
1
2

4

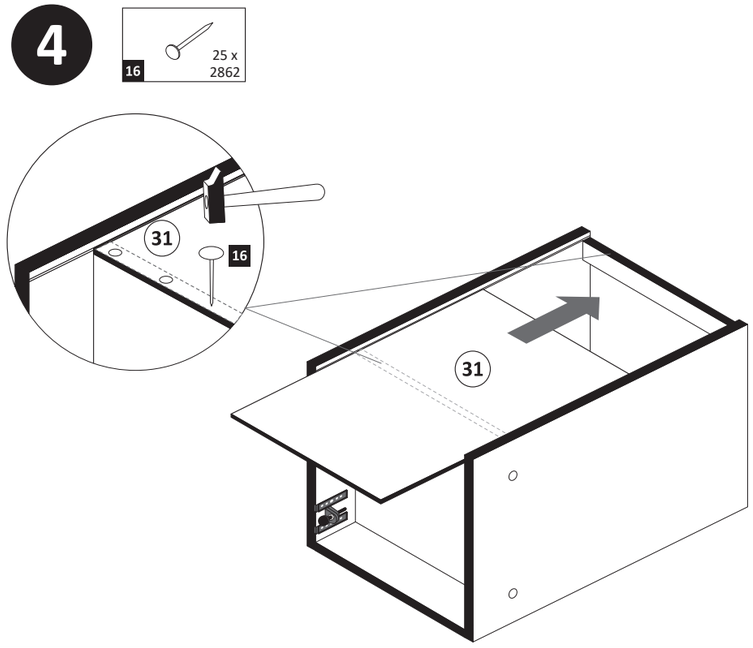
16 25 x 2862
31
16

5

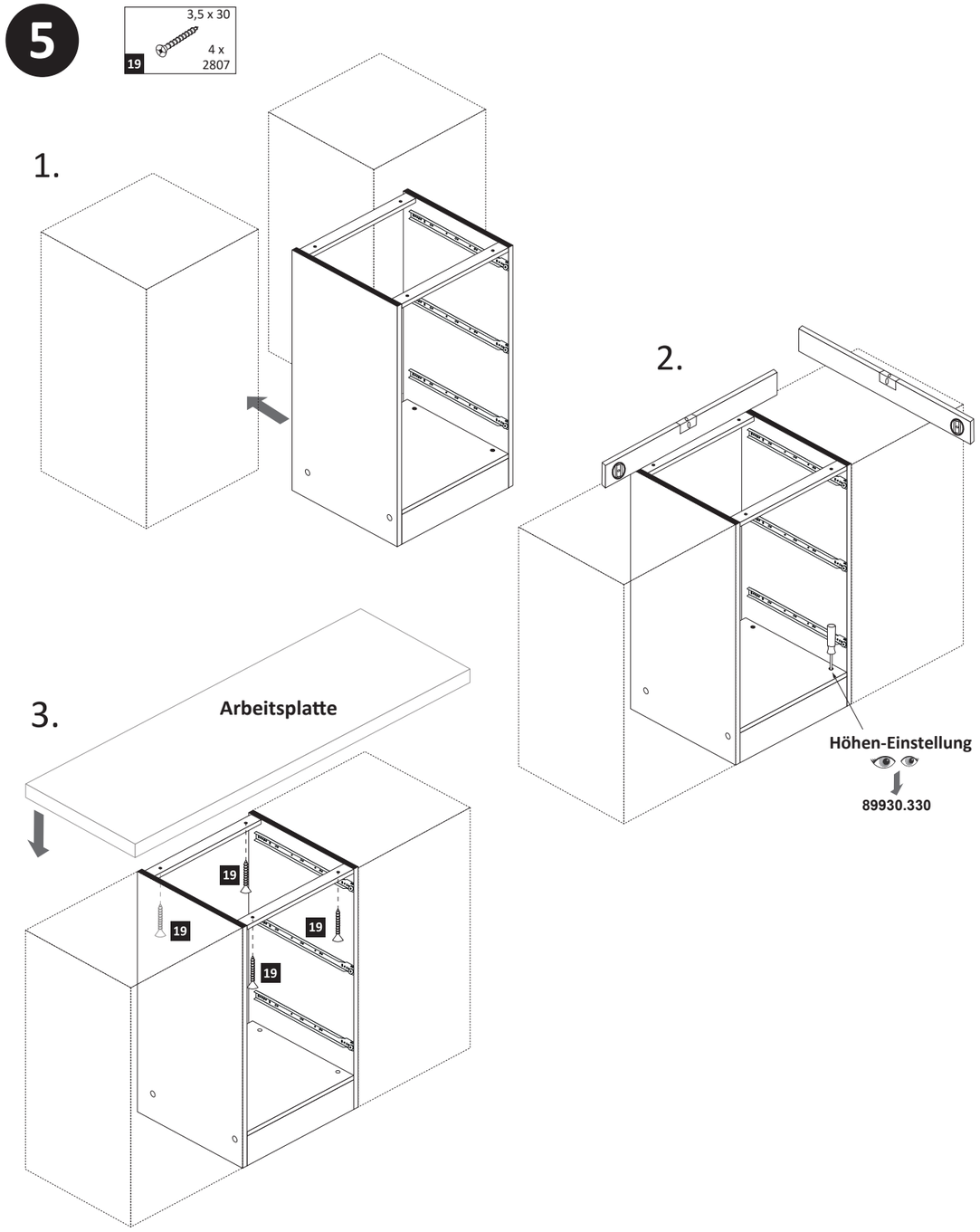
19 3,5 x 30 4 x 2807
1.
2.
3.
Arbeitsplatte
Höhen-Einstellung
89930.330
19

6

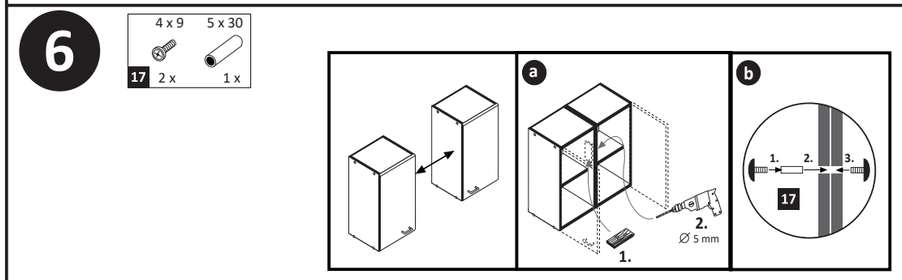
17 4 x 9 2 x
5 x 30 1 x
a
b
1.
2.
∅ 5 mm
17

7

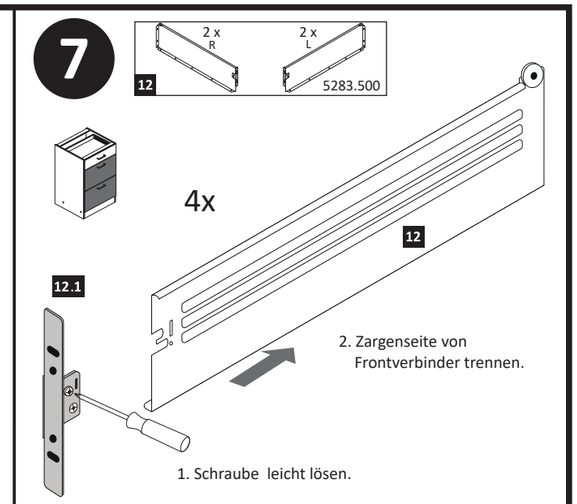
12 2 x R 2 x L 5283.500
4x
12
12.1
2. Zargenseite von Frontverbinder trennen.
1. Schraube leicht lösen.

8

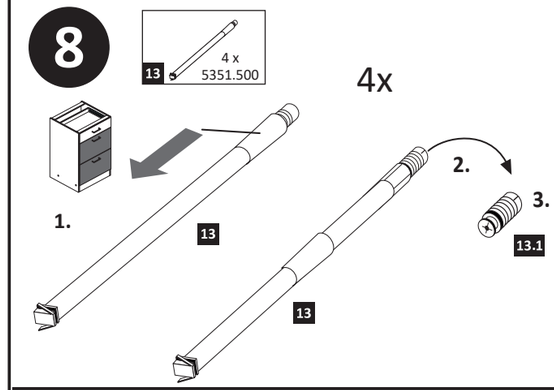
13 4 x 5351.500
4x
1.
2.
3.
13
13.1

9

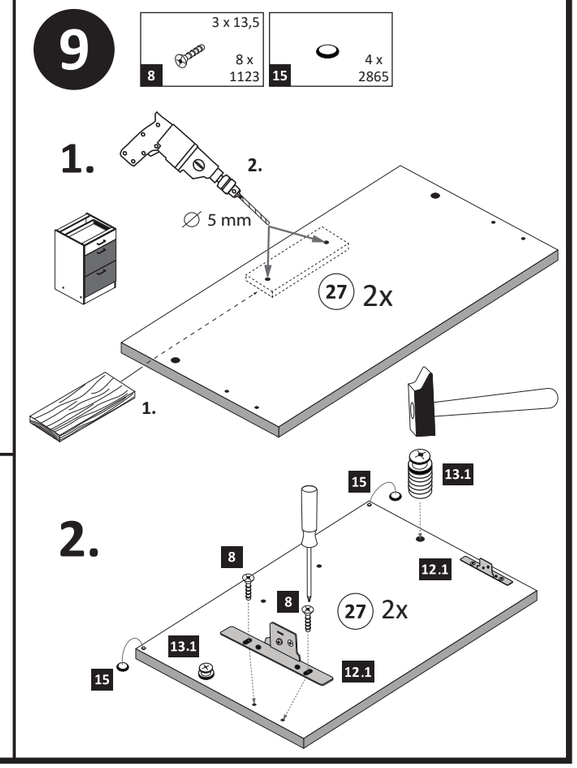
8 3 x 13,5 8 x 1123
15 4 x 2865
1.
2.
∅ 5 mm
27 2x
1.
2.
15
13.1
8
12.1
27 2x
13.1
15
12.1

10

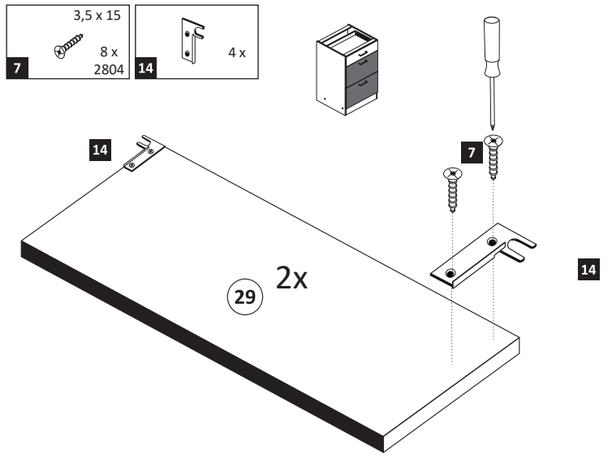

11

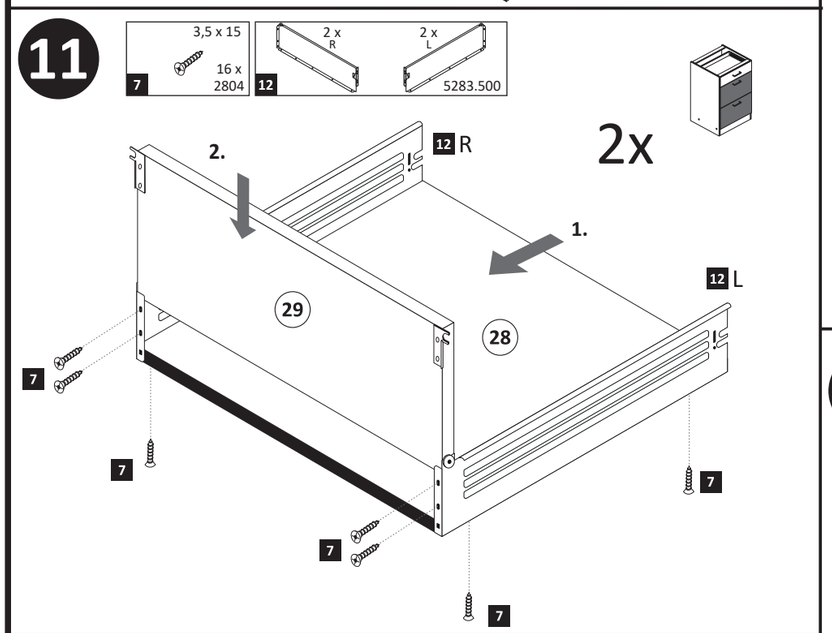

12

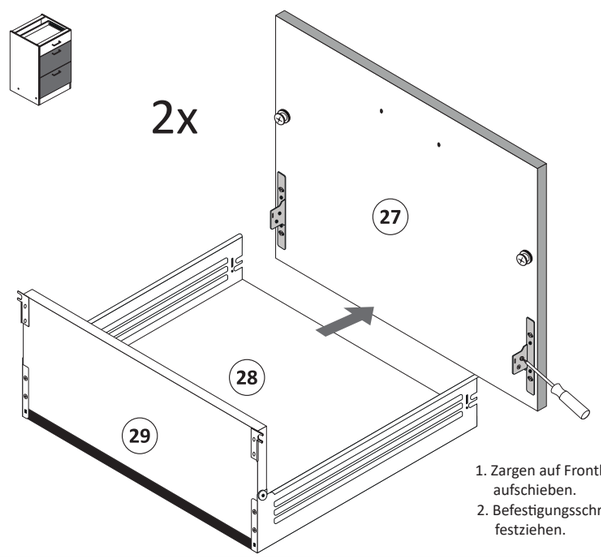

1. Zargen auf Frontbefestigung aufschieben.
2. Befestigungsschraube festziehen.

13

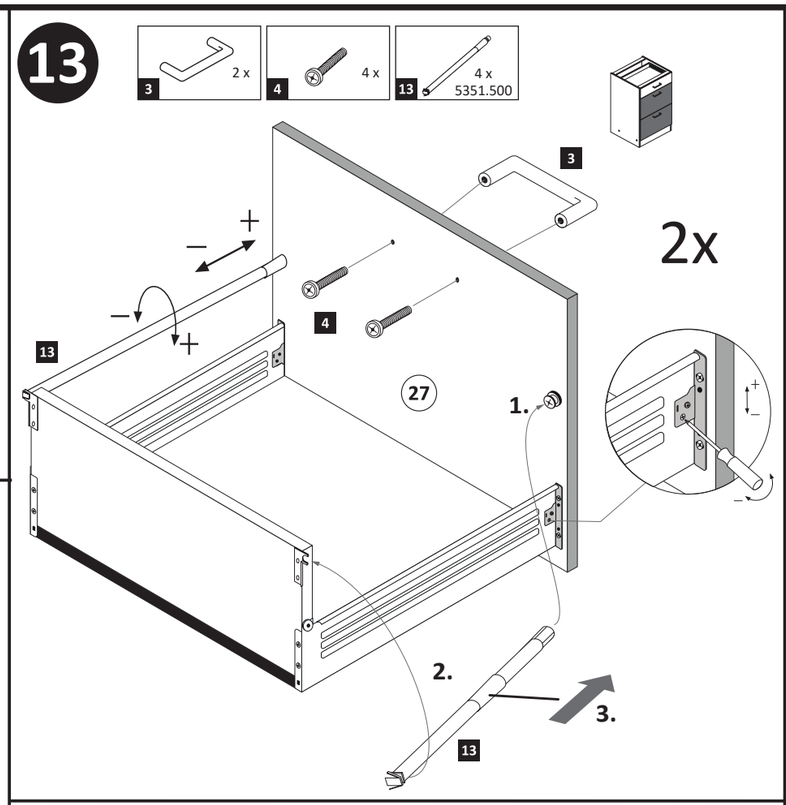

14

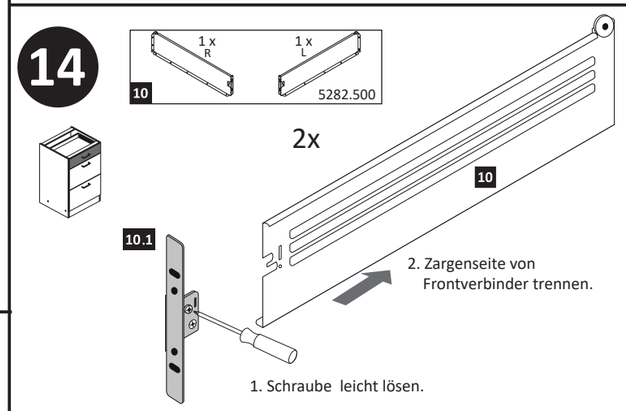

2. Zargenseite von Frontverbinder trennen.

1. Schraube leicht lösen.

15

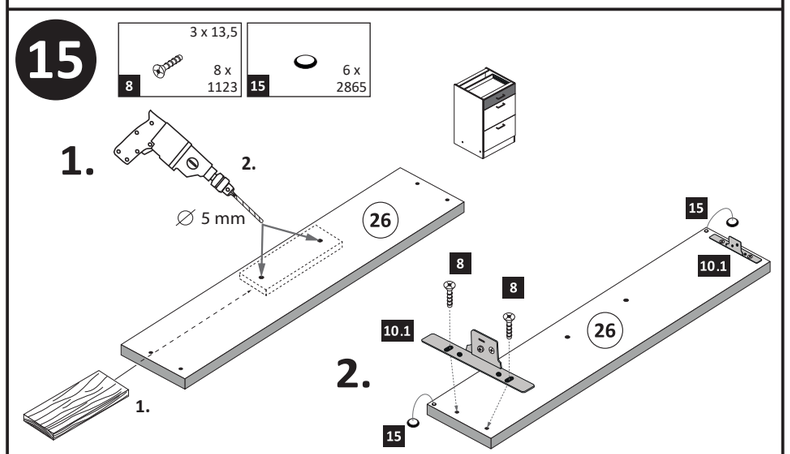

16

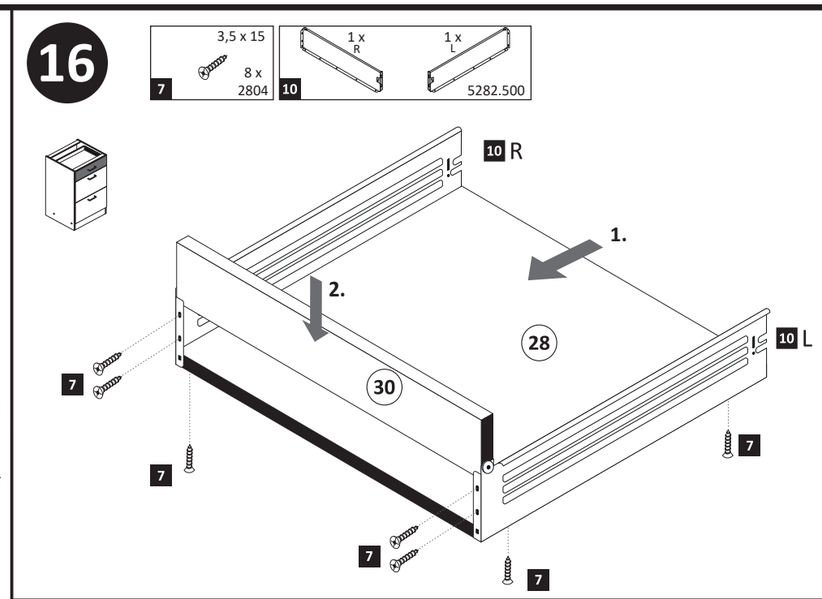

17

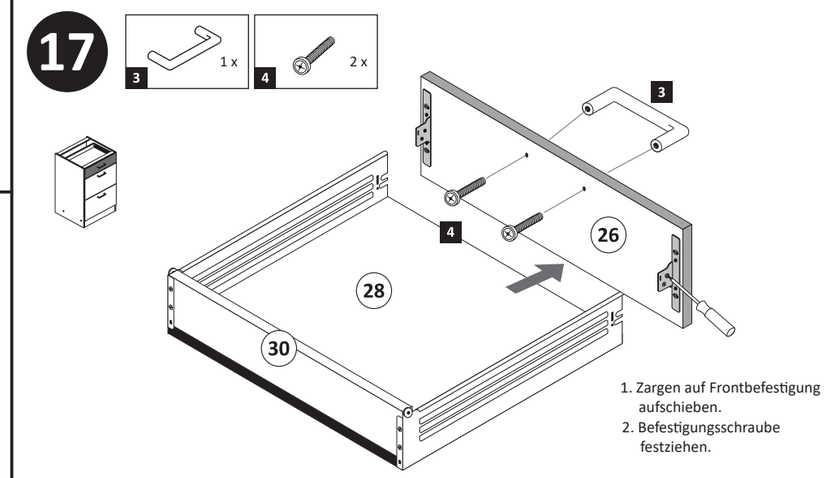

1. Zargen auf Frontbefestigung aufschieben.
2. Befestigungsschraube festziehen.

18

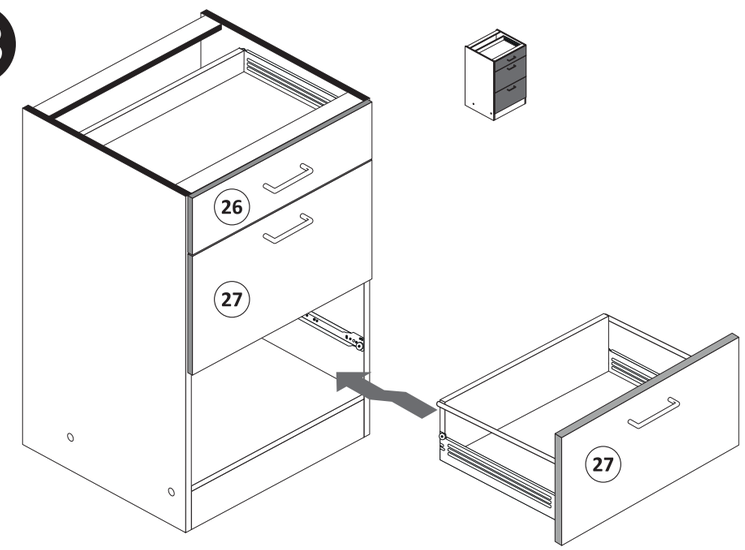

www.till-hilft.de

87265.315



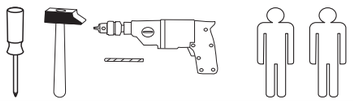



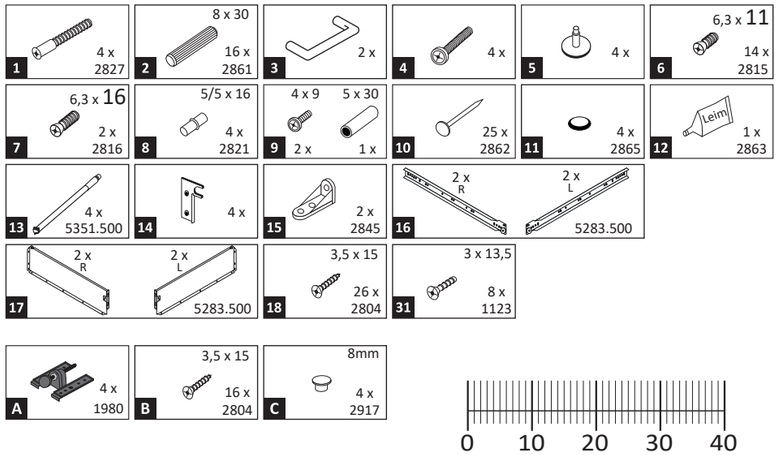

Das beigefügte Wandbefestigungsmaterial (Dübel und Schrauben) eignet sich nur für festes Mauerwerk (z.B.: Beton- oder Ziegelwände). Für andere Wandaufbauten sind eventuell Spezialdübel und andere Schrauben notwendig. Ziehen Sie gegebenfallseine Fachkraft zu Rate.

De begeleidende wandmontage hardware (pluggen en schroeven) is alleen geschikt voor massief metselwerk (bijvoorbeeld beton of bakstenen muren). Voor andere muur structuren zijn eventueel bijzondere ankerbouten en andere noodzakelijke. Draai indien nodig, een deskundige.

Приложенный материал для крепления к стене (дюбели и винты) пригоден только для жестких кладок (например, бетонные или кирпичные стены). Для других настенных конструкций необходимы смотря по обстоятельствам специальные дюбели и другие винты. При необходимости проконсультируйтесь у специалиста.

Le mur d'accompagnement matériel de montage (chevilles et les vis) ne convient que pour la maçonnerie solide (par exemple en béton ou des murs de briques). Pour les structures de mur d'autres sont peut-etre spéciale boulons d'ancrage et d'autres nécessaires. Serrer le cas échéant, un expert.

Załączony material do mocowania do ściany (kolki rozprężne i wkręty) nadaje się tylko do ścian murowanych (np. z betonu lub cegiel). Do ścian wykonanych w innych technologiach konieczne być mogą specjalne kolki rozprężne i inne wkręty. W razie potrzeby skorzystaj z fachowej pomocy

Il muro di accompagnamento hardware di montaggio (tasselli e viti) è'e adatto solo per muratura piena (ad esempio calcestruzzo o muratura). Per le altre strutture murarie sono forse speciali bulloni di ancoraggio e necessari di altri. Serrare se necessario, un esperto.

The accompanying wall mounting hardware (anchors and screws) is suitable only for solid masonry (eg concrete or brick walls). For other wall structures are possibly special anchor bolts and other necessary. Tighten if necessary, an expert.

Ekteki duvara sabit montaj malzemeleri (dübel ve vidalar), sadece sağlam duvarlar için (örnek: beton veya tuğla) elverişlidir. Başka duvarlar için özel dübeller ve farklı vidalar gerekebilir. Gerektiğinde bir uzmana danışınız.

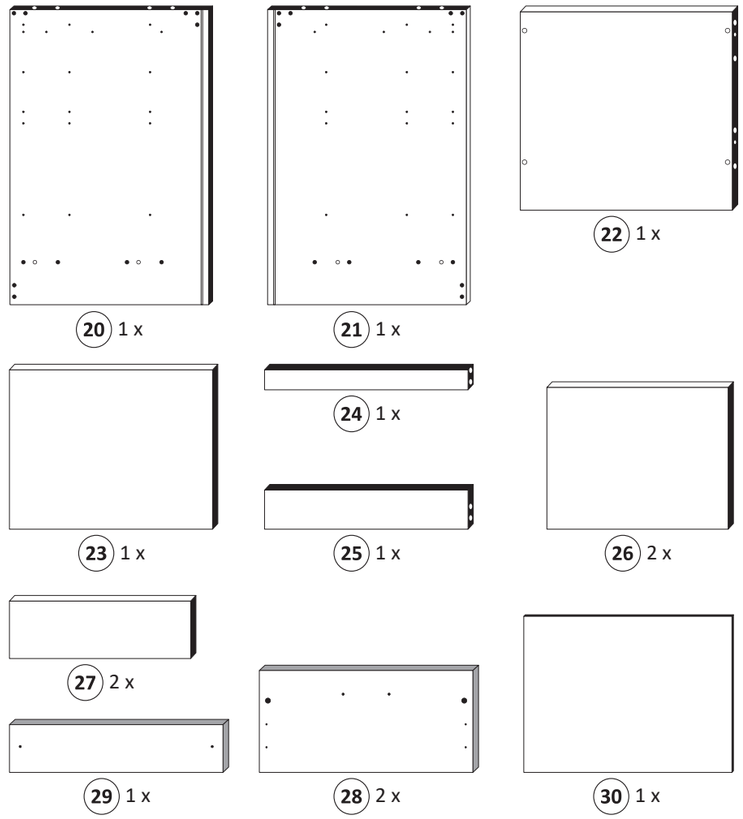

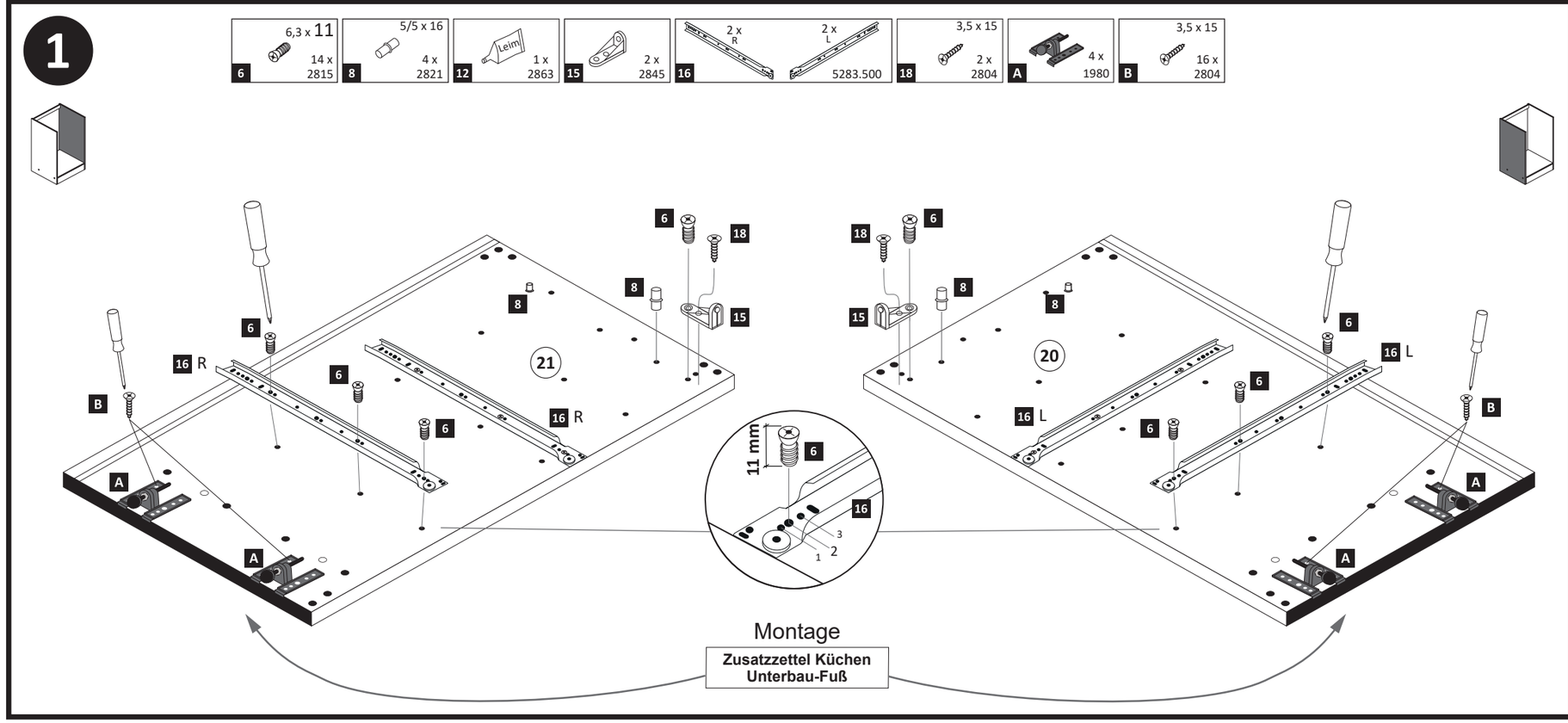

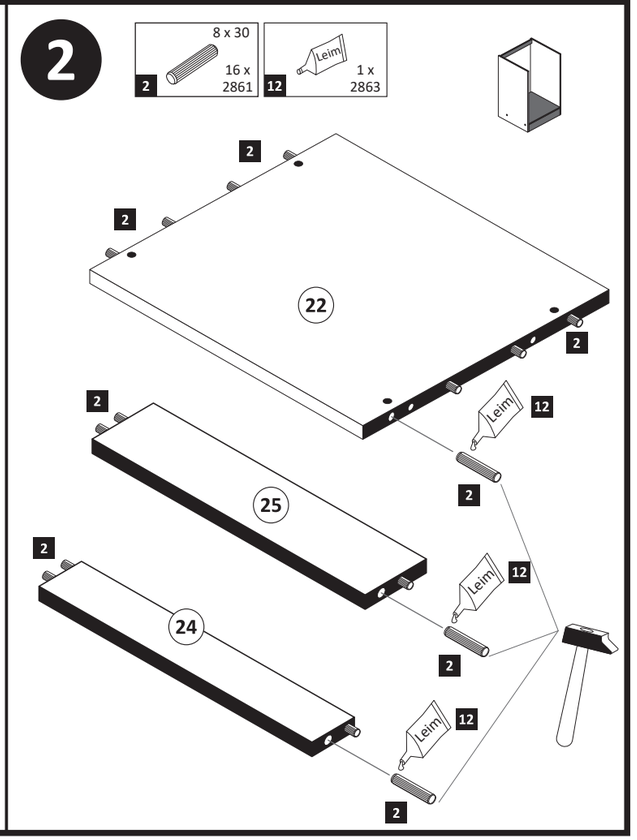

3

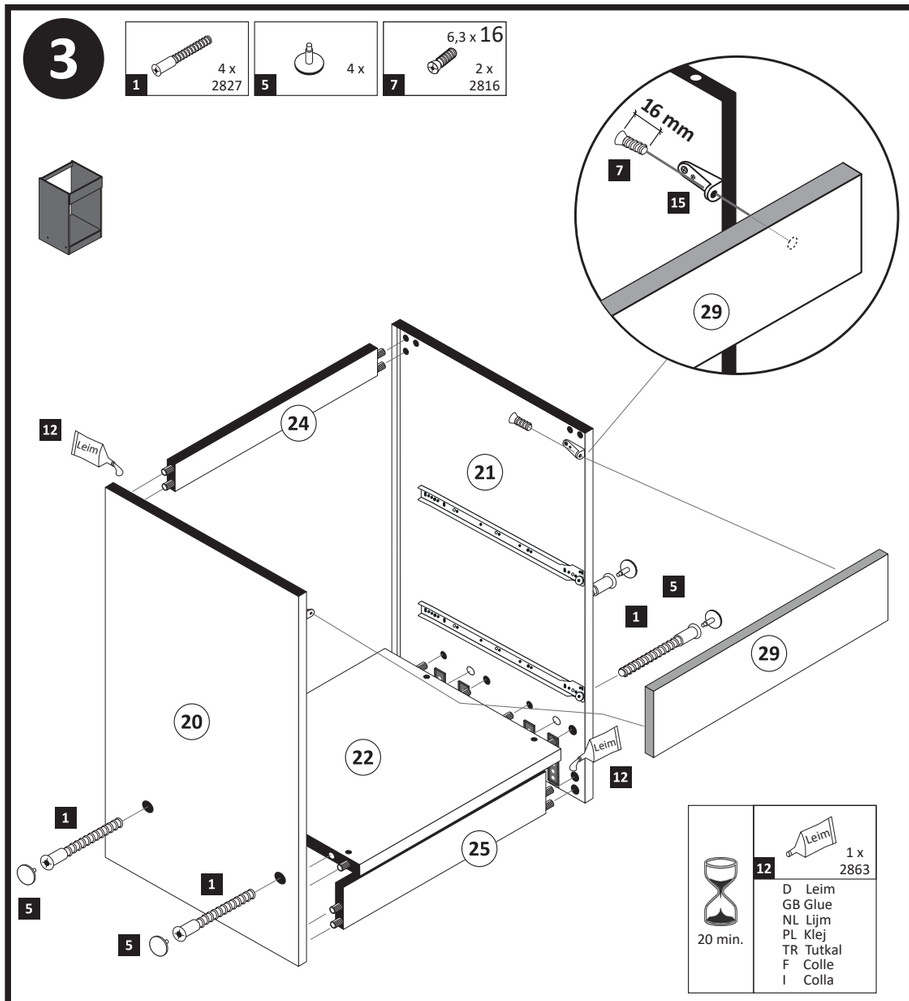
1 4 x 2827
5 4 x
7 6,3 x 16 2 x 2816
16 mm
7
15
29
12
Leim
24
21
20
22
25
5
1
29
12
Leim
1
5
1
5
12 1 x 2863
20 min.
D Leim
GB Glue
NL Lijm
PL Klej
TR Tutkal
F Colle
I Colla

4

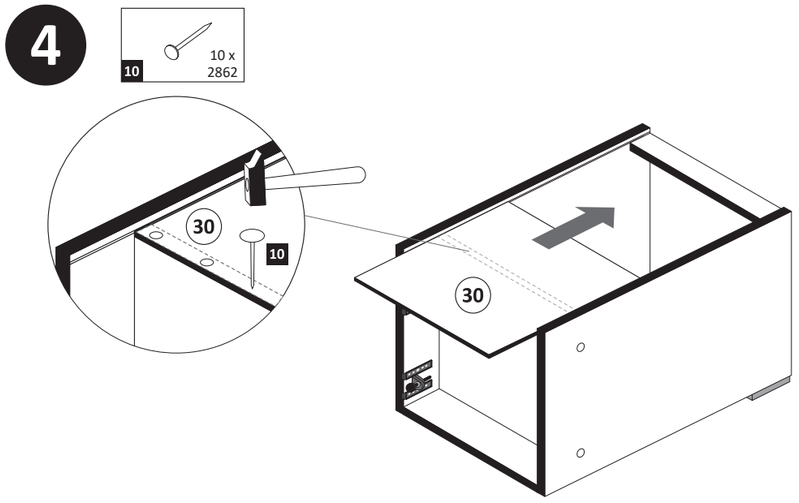
10 10 x 2862
30
10
30

5

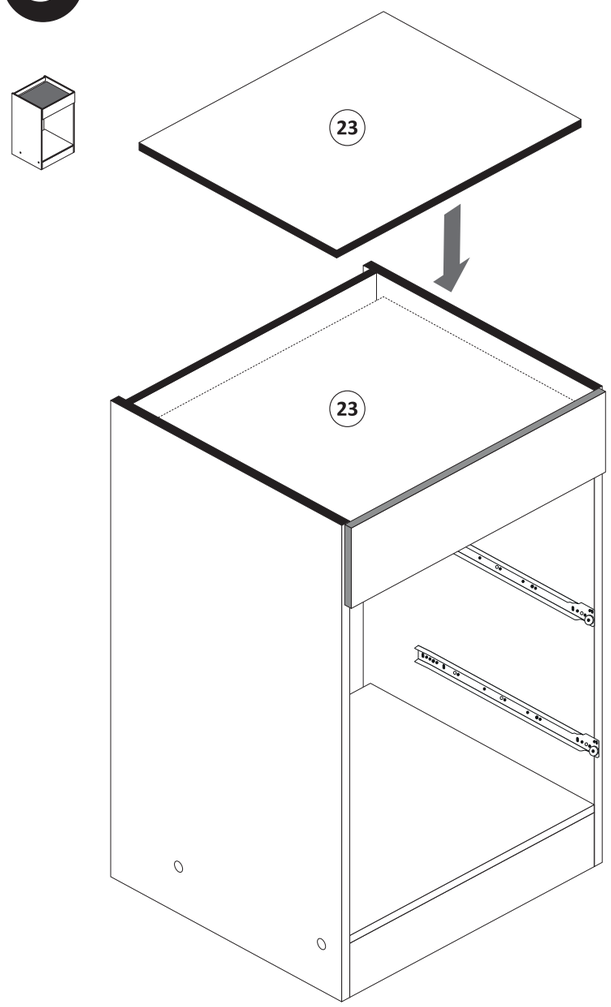
23
23

6

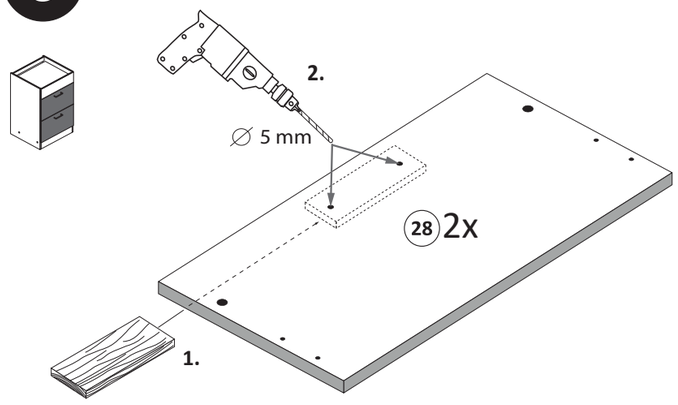
2.
∅ 5 mm
28 2x
1.

7

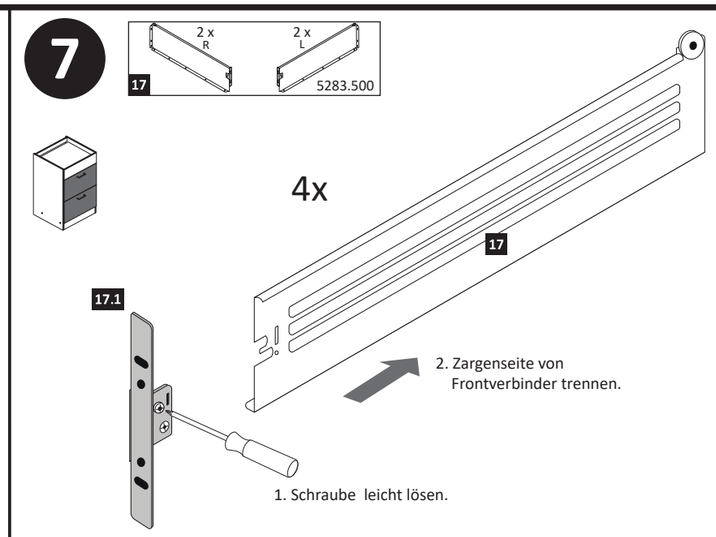
17 2 x R 2 x L 5283.500
4x
17
17.1
2. Zargenseite von Frontverbinder trennen.
1. Schraube leicht lösen.

8

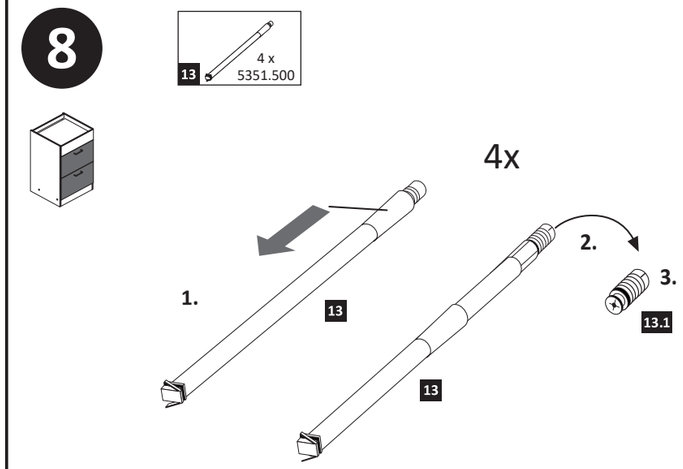
13 4 x 5351.500
4x
1.
13
2.
3.
13.1
13

9

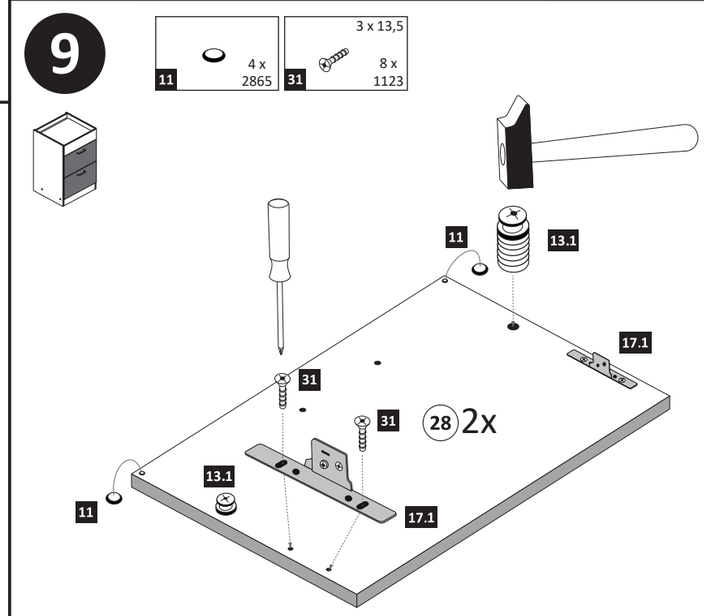
11 4 x 2865
31 3 x 13,5 8 x 1123
11
13.1
17.1
31
31
28 2x
13.1
11
17.1

10

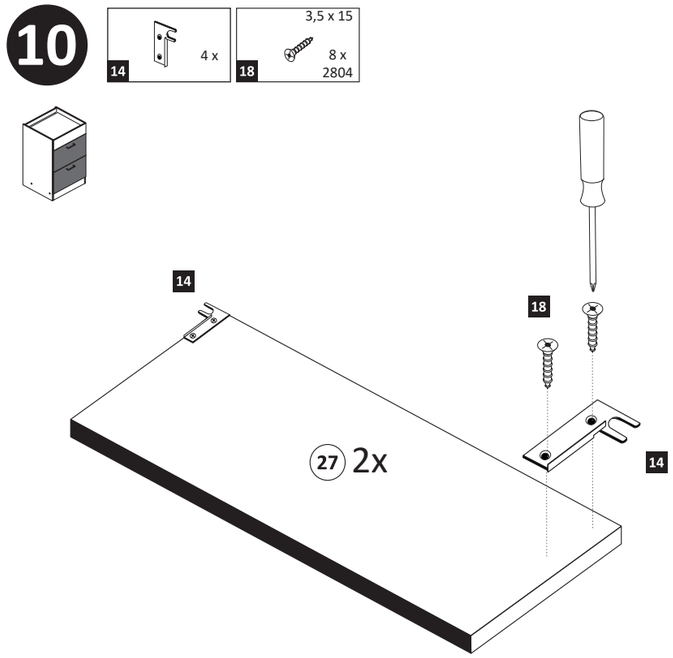

12

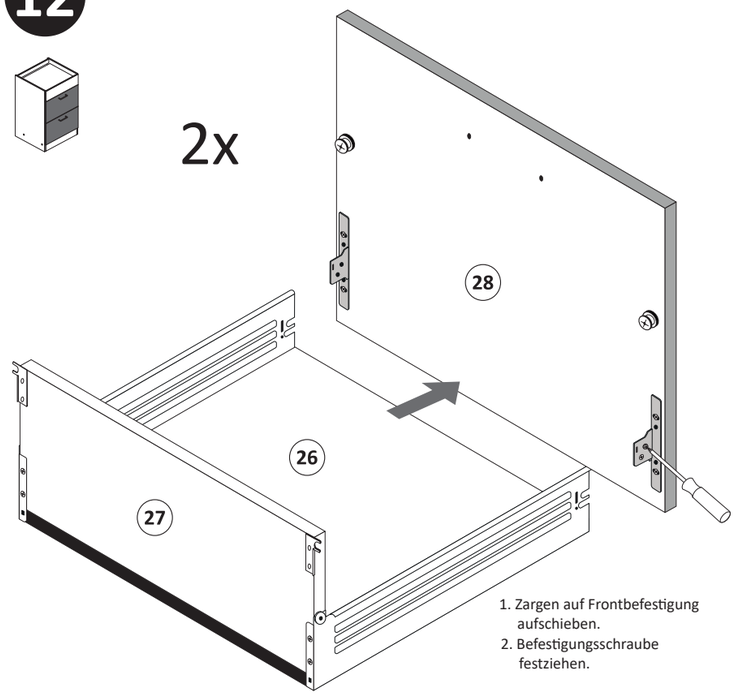

1. Zargen auf Frontbefestigung aufschieben.
2. Befestigungsschraube festziehen.

14

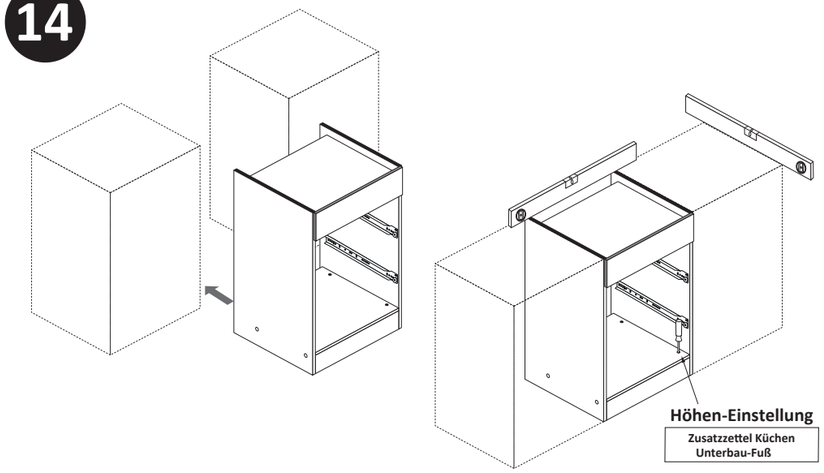

15

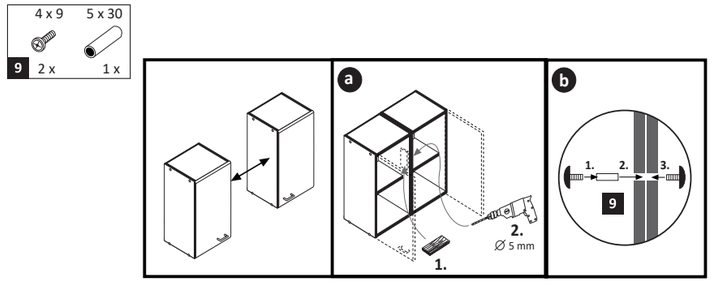

11

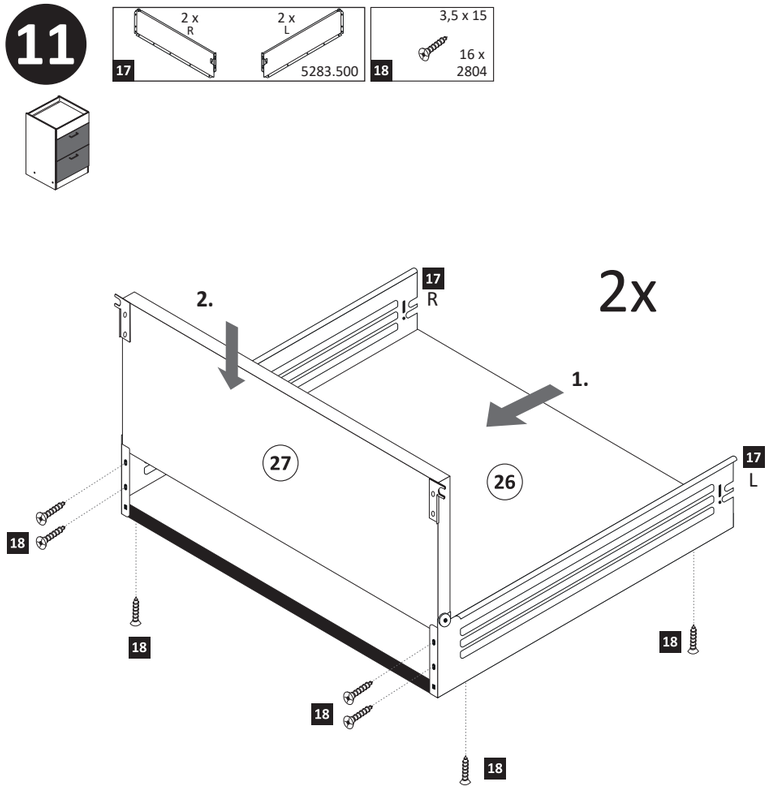

13

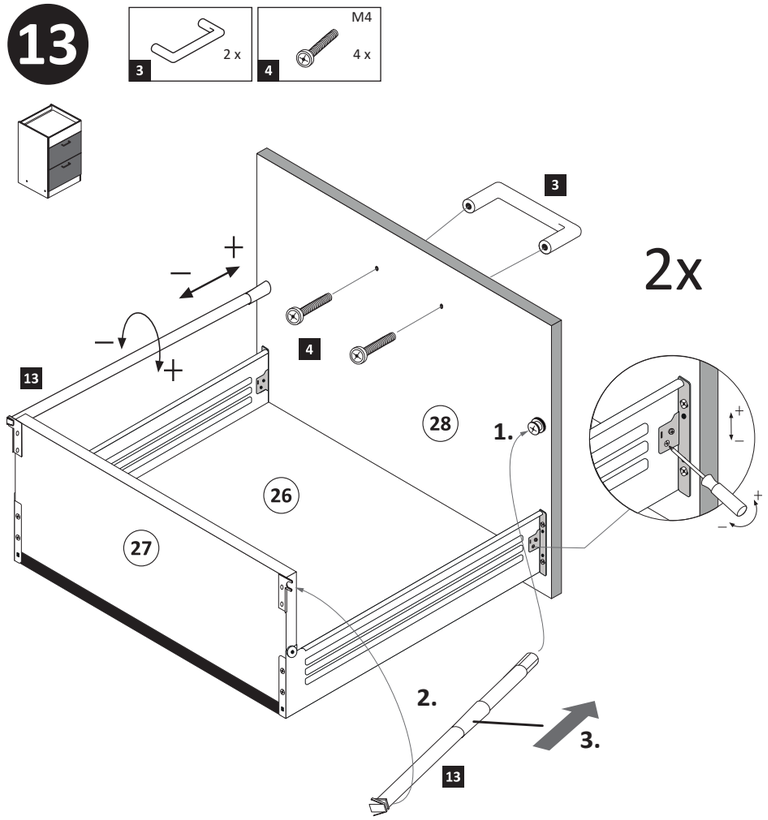

16

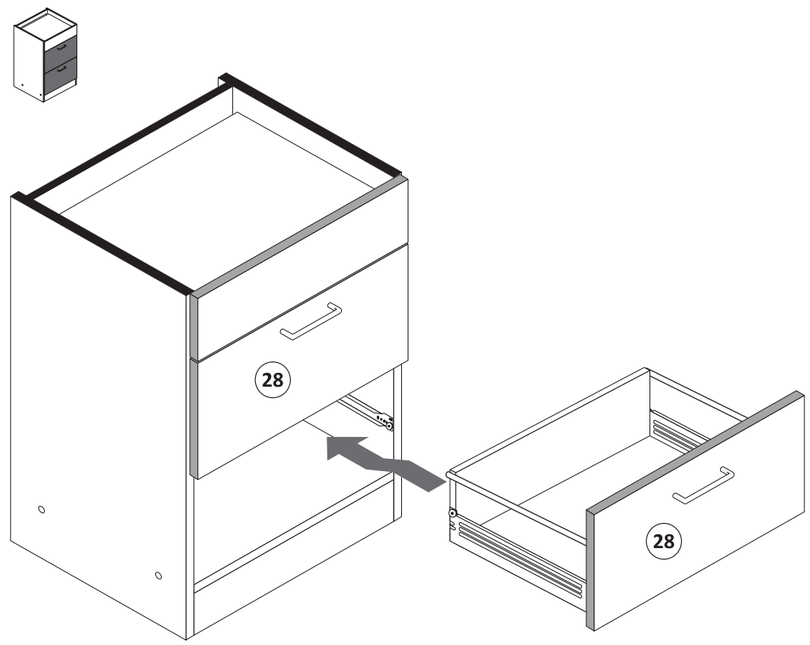

www.till-hilft.de

87259.351

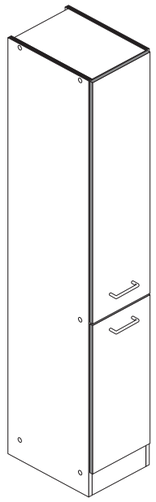

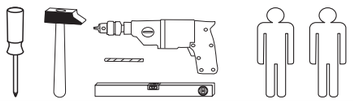



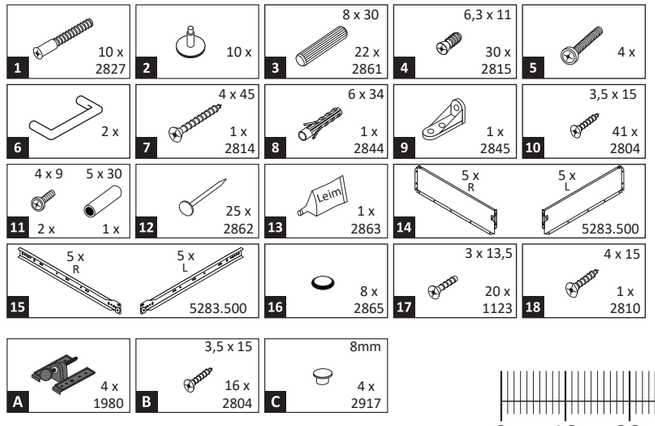

Das beigefügte Wandbefestigungsmaterial (Dübel und Schrauben) eignet sich nur für festes Mauerwerk (z.B.: Beton- oder Ziegelwände). Für andere Wandaufbauten sind eventuell Spezialdübel und andere Schrauben notwendig. Ziehen Sie gegebenfallseine Fachkraft zu Rate.

De begeleidende wandmontage hardware (pluggen en schroeven) is alleen geschikt voor massief metselwerk (bijvoorbeeld beton of bakstenen muren). Voor andere muur structuren zijn eventueel bijzondere ankerbouten en andere noodzakelijke. Draai indien nodig, een deskundige.

Приложенный материал для крепления к стене (дюбели и винты) пригоден только для жестких кладок (например, бетонные или кирпичные стены). Для других настенных конструкций необходимы смотря по обстоятельствам специальные дюбели и другие винты. При необходимости проконсультируйтесь у специалиста.

Le mur d'accompagnement matériel de montage (chevilles et les vis) ne convient que pour la maçonnerie solide (par exemple en béton ou des murs de briques). Pour les structures de mur d'autres sont peut-etre spéciale boulons d'ancrage et d'autres nécessaires. Serrer le cas échéant, un expert.

Załączony material do mocowania do ściany (kolki rozprężne i wkręty) nadaje się tylko do ścian murowanych (np. z betonu lub cegiel). Do ścian wykonanych w innych technologiach konieczne być mogą specjalne kolki rozprężne i inne wkręty. W razie potrzeby skorzystaj z fachowej pomocy

Il muro di accompagnamento hardware di montaggio (tasselli e viti) è'e adatto solo per muratura piena (ad esempio calcestruzzo o muratura). Per le altre strutture murarie sono forse speciali bulloni di ancoraggio e necessari di altri. Serrare se necessario, un esperto.

The accompanying wall mounting hardware (anchors and screws) is suitable only for solid masonry (eg concrete or brick walls). For other wall structures are possibly special anchor bolts and other necessary. Tighten if necessary, an expert.

Ekteki duvara sabit montaj malzemeleri (dübel ve vidalar), sadece sağlam duvarlar için (örnek: beton veya tuğla) elverişlidir. Başka duvarlar için özel dübeller ve farklı vidalar gerekebilir. Gerektiğinde bir uzmana danışınız.

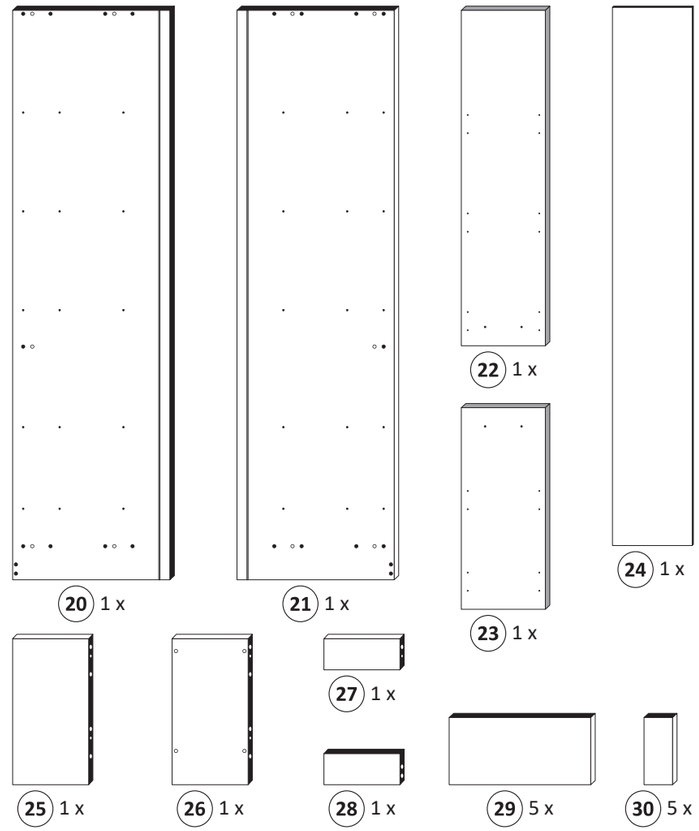

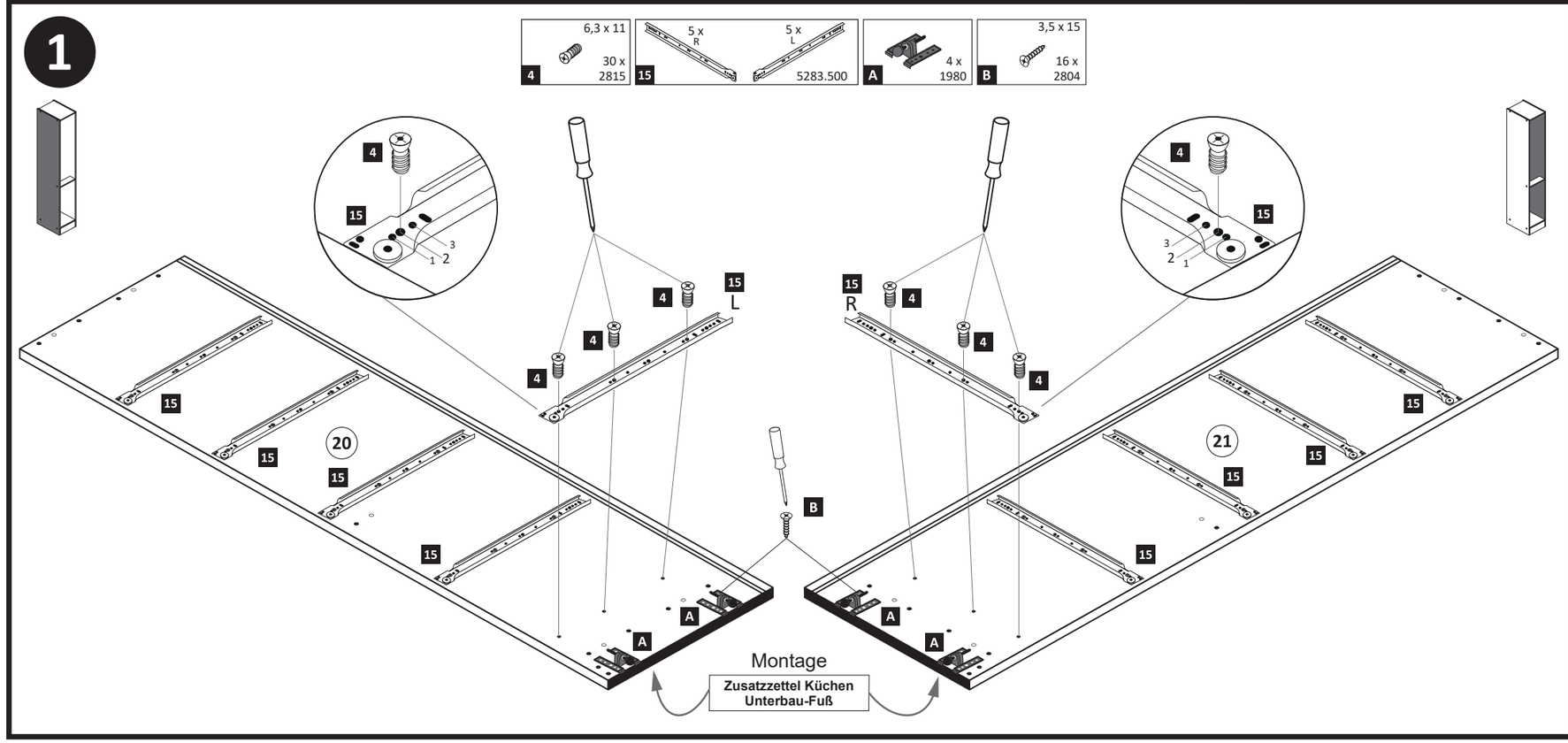

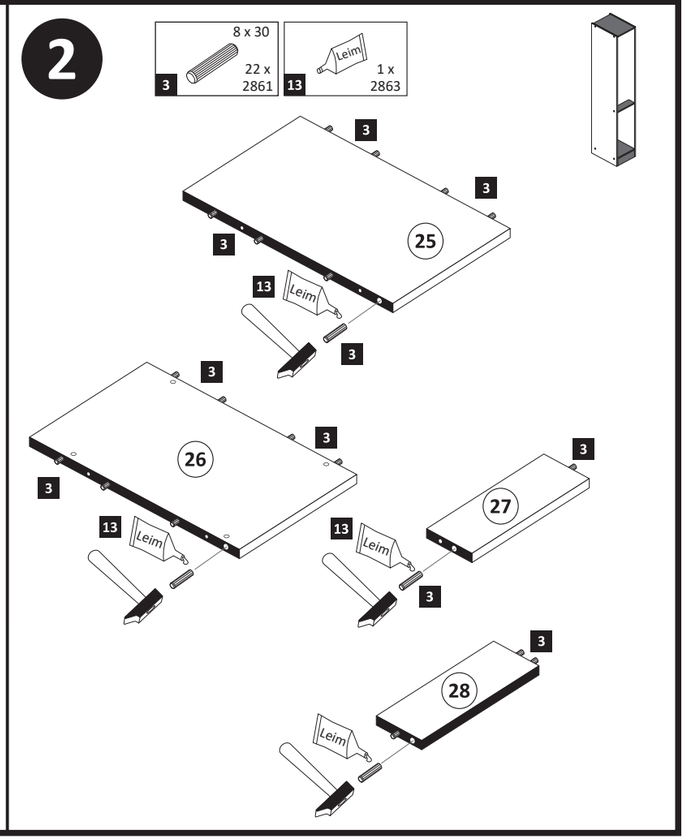

3

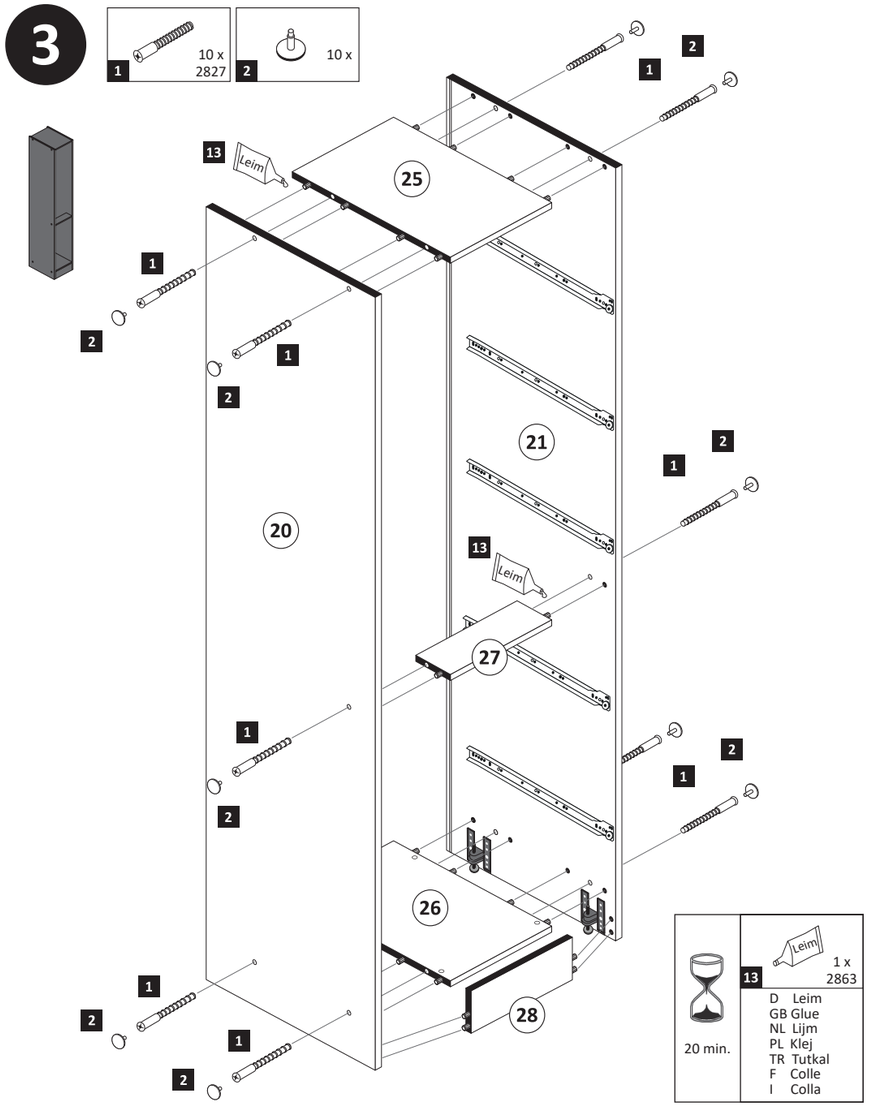
1 10 x 2827
2 10 x
13 Leim
25
21
20
27
26
28
20 min.
13 1 x 2863
D Leim
GB Glue
NL Lijm
PL Klej
TR Tutkal
F Colle
I Colla

4

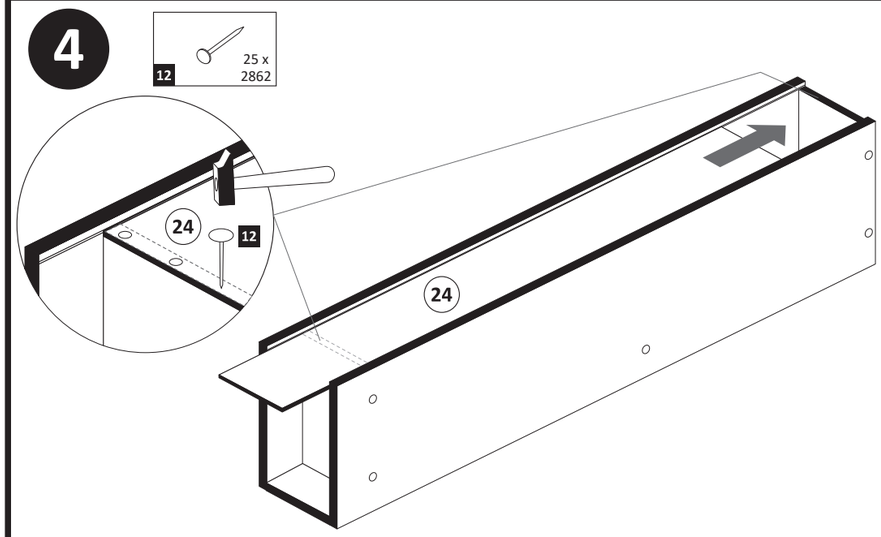
12 25 x 2862
24
12

5

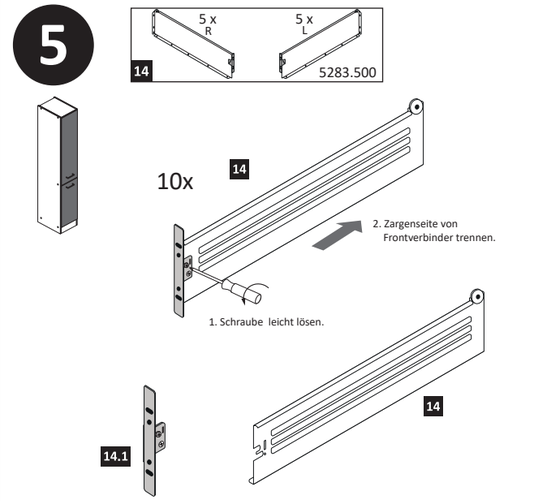
14 5 x R 5 x L 5283.500
10x
14
2. Zargenseite von Frontverbinder trennen.
1. Schraube leicht lösen.
14.1

6

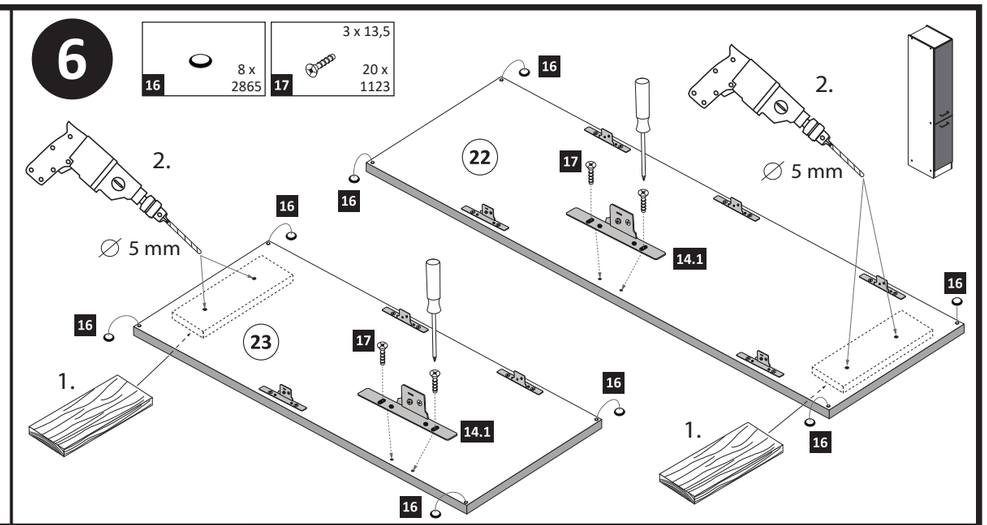
16 8 x 2865
17 3 x 13,5 20 x 1123
2.
∅ 5 mm
1.
22
23
14.1

7

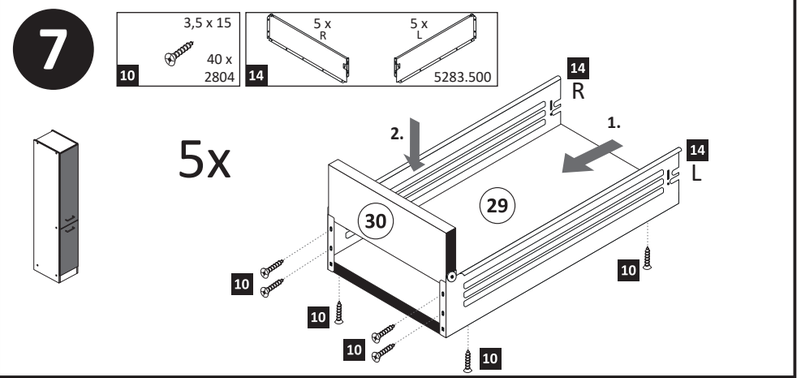
10 3,5 x 15 40 x 2804
14 5 x R 5 x L 5283.500
5x
14 R
14 L
1.
2.
29
30

8

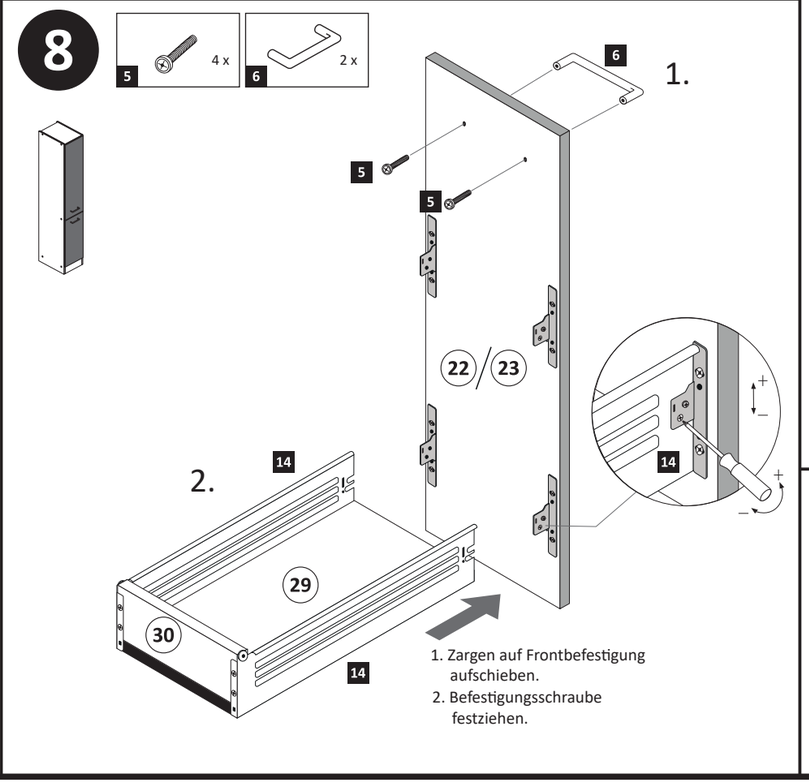
5 4 x
6 2 x
1.
2.
22/23
29
30
14
1. Zargen auf Frontbefestigung aufschieben.
2. Befestigungsschraube festziehen.

9

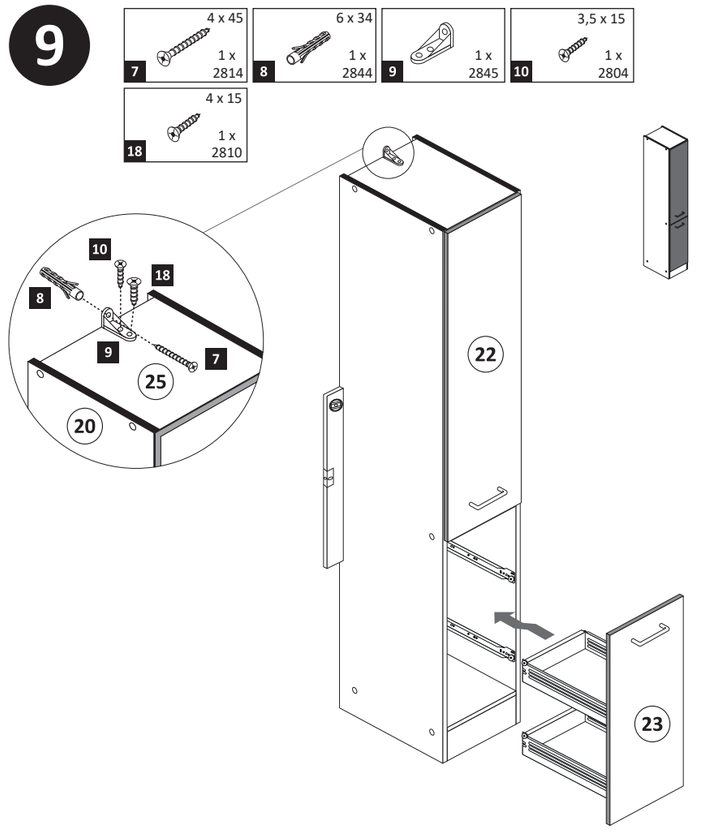
7 4 x 45 1 x 2814
8 6 x 34 1 x 2844
9 1 x 2845
10 3,5 x 15 1 x 2804
18 4 x 15 1 x 2810
20
25
22
23

10

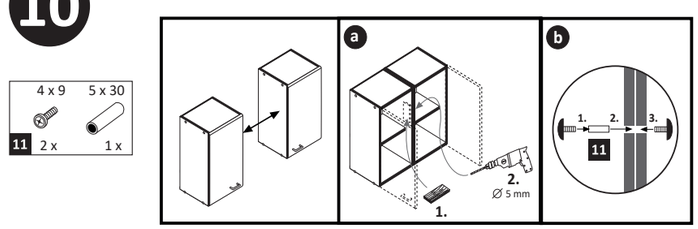
11 4 x 9 2 x
5 x 30 1 x
a
b
1.
2.
3.
∅ 5 mm

www.till-hilft.de

89918.330

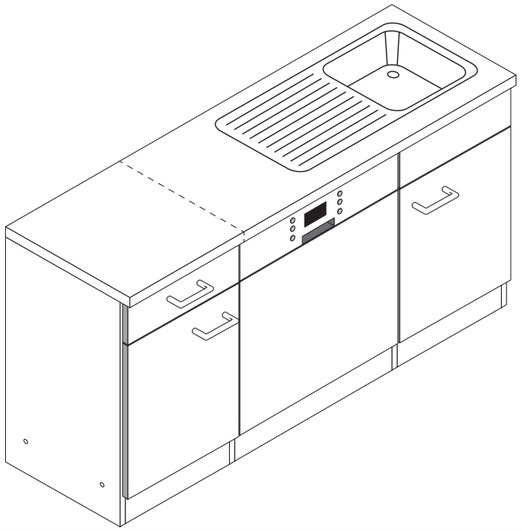



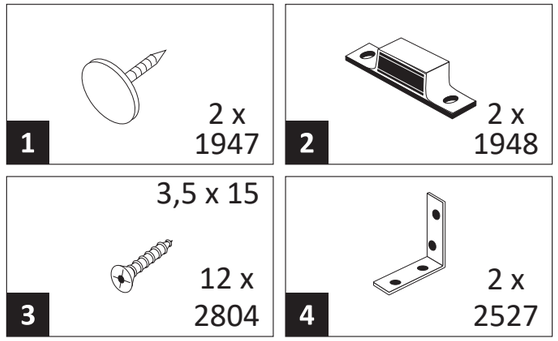



4 1 x



5 1 x

6 2 x

1

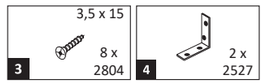

Variante mit Einzelarbeitsplatten

1.

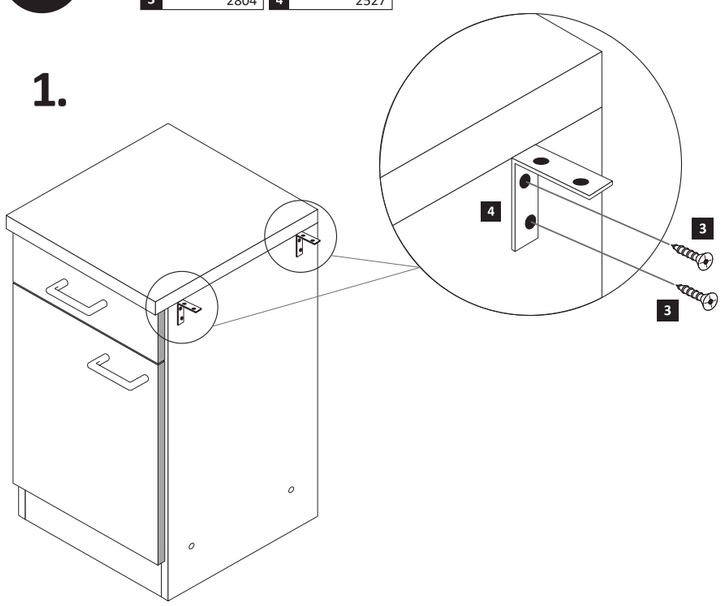

2.

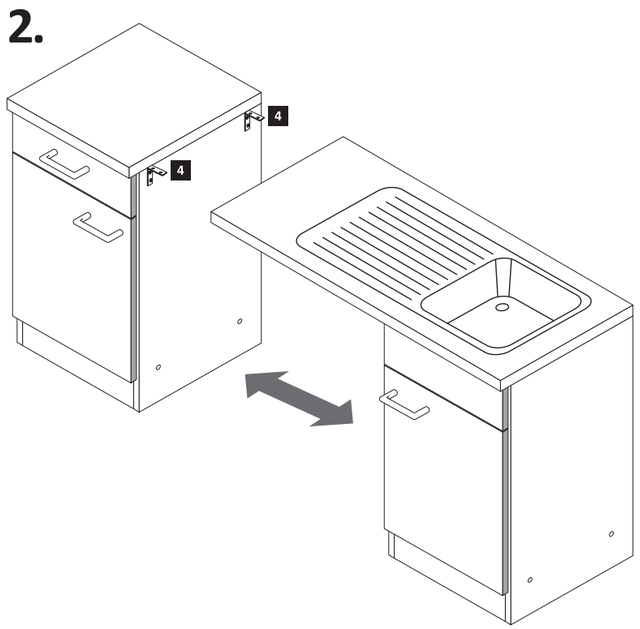

3.

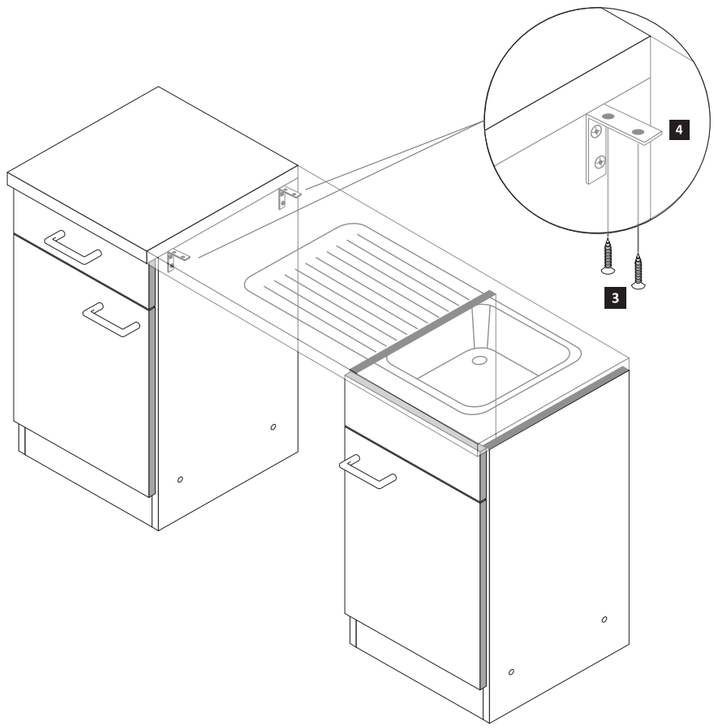

Variante mit durchgehende Arbeitsplatten

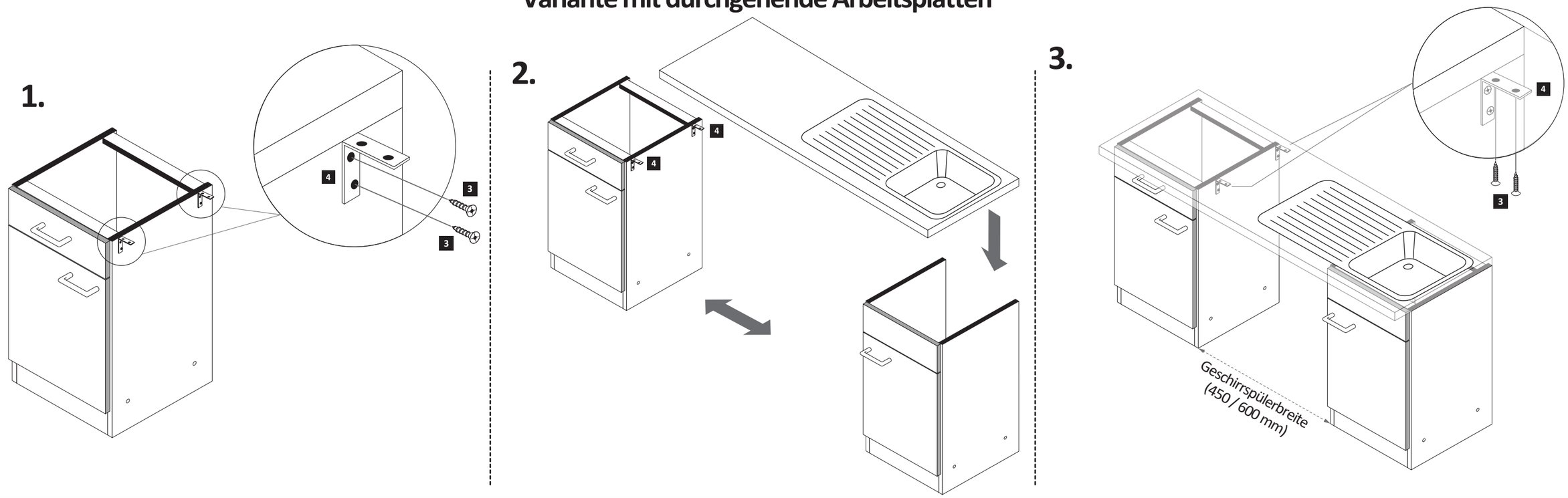

2

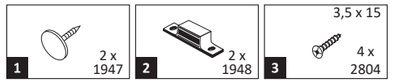

ACHTUNG!
Erst Geschirrspüler-Montage durchführen.

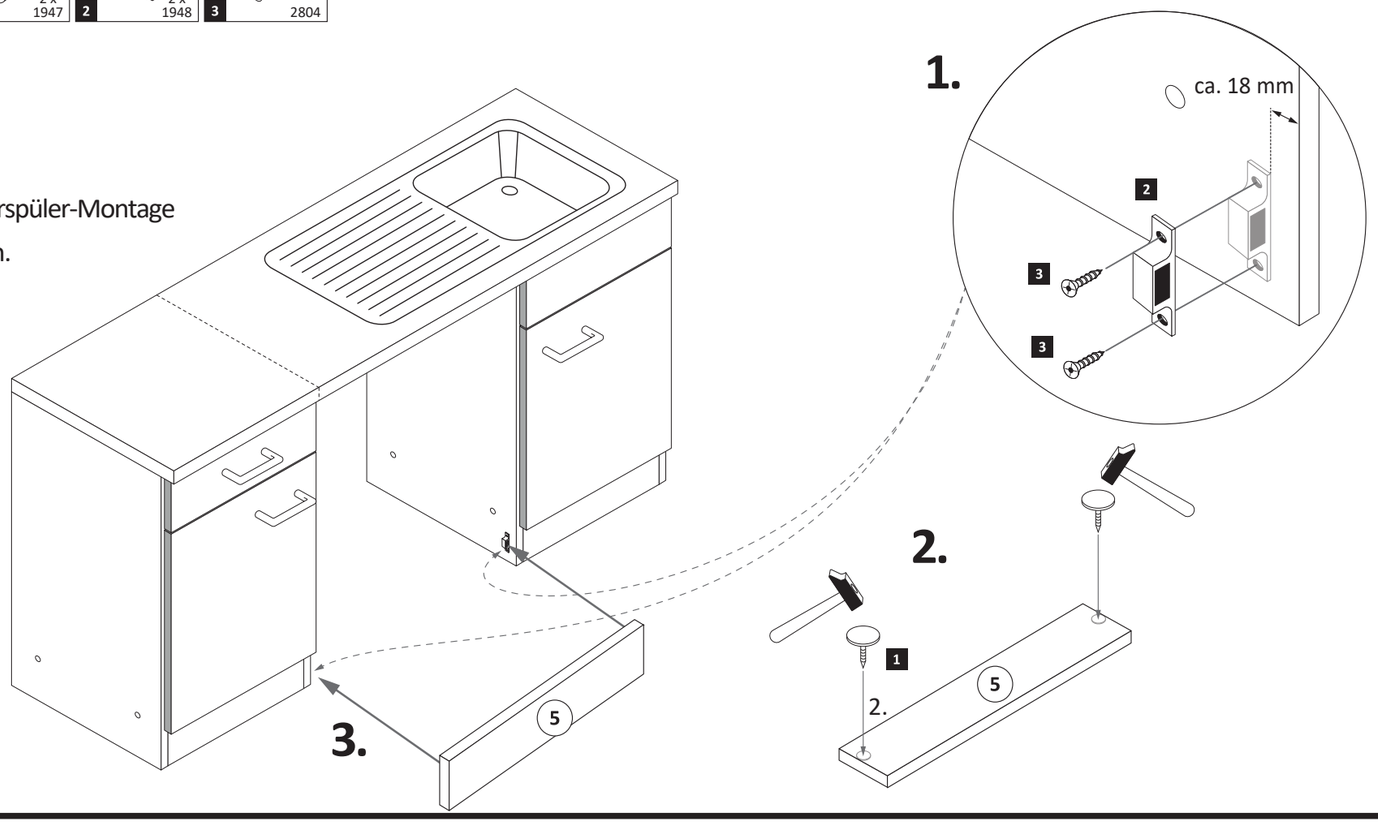

Wenn Sie die Möglichkeit haben, den linken Magnethalter an einen anderen Schrank zumontieren, dann gehen Sie so vor, wie in Variante (A). Sollten Sie die Möglichkeit nicht haben, dann kleben Sie den Geschirrspülersockel (5) mit Hilfe der mitgelieferten Klebestreifen (6) an den Geschirrspüler. Bei der Geschirrspülerfrontmontage (4) gehen Sie bitte nach Hersteller Angaben vor.

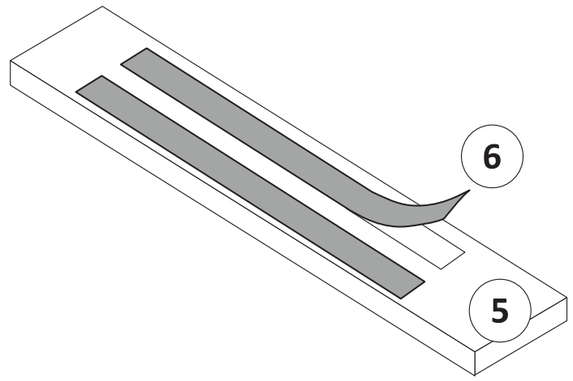

www.till-hilft.de

89947.330





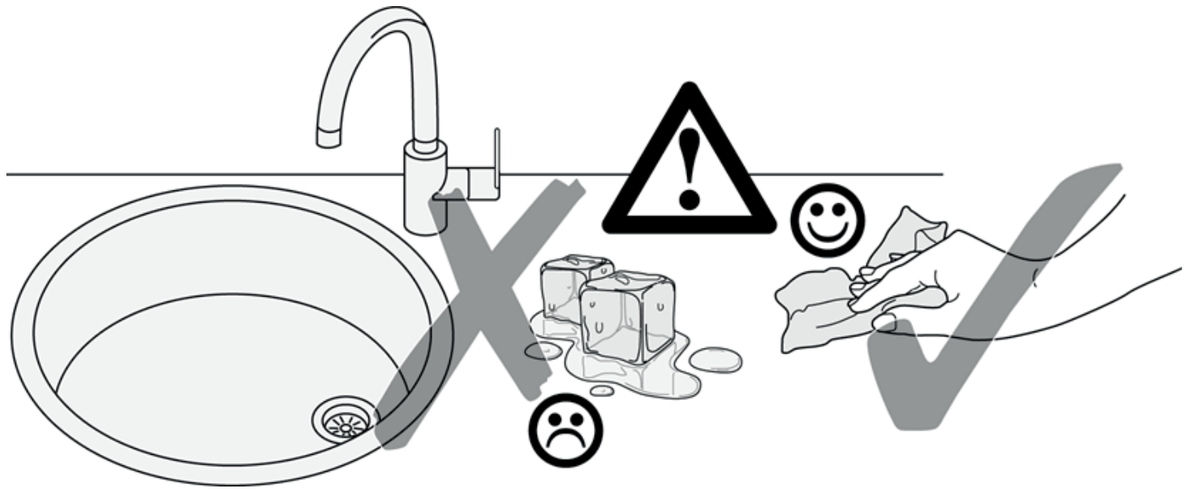



www.till-hilft.de

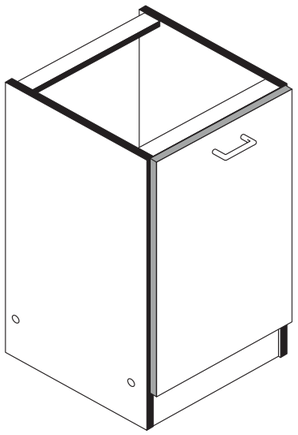

87153.532

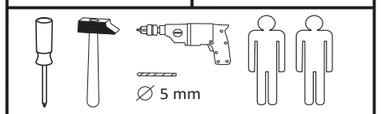



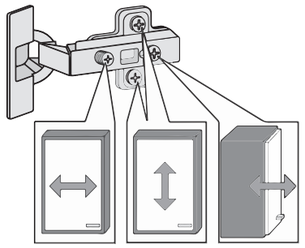

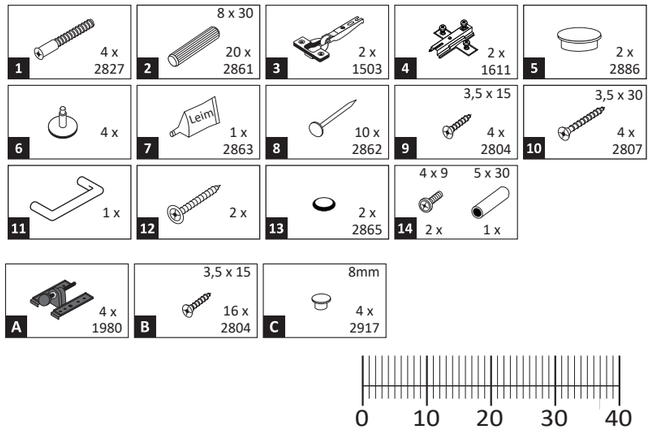

Das beigefügte Wandbefestigungsmaterial (Dübel und Schrauben) eignet sich nur für festes Mauerwerk (z.B.: Beton- oder Ziegelwände). Für andere Wandaufbauten sind eventuell Spezialdübel und andere Schrauben notwendig. Ziehen Sie gegebenfallseine Fachkraft zu Rate.

De begeleidende wandmontage hardware (pluggen en schroeven) is alleen geschikt voor massief metselwerk (bijvoorbeeld beton of bakstenen muren). Voor andere muur structuren zijn eventueel bijzondere ankerbouten en andere noodzakelijke. Draai indien nodig, een deskundige.

Приложенный материал для крепления к стене (дюбели и винты) пригоден только для жестких кладок (например, бетонные или кирпичные стены). Для других настенных конструкций необходимы смотря по обстоятельствам специальные дюбели и другие винты. При необходимости проконсультируйтесь у специалиста.

Le mur d'accompagnement matériel de montage (chevilles et les vis) ne convient que pour la maçonnerie solide (par exemple en béton ou des murs de briques). Pour les structures de mur d'autres sont peut-etre spéciale boulons d'ancrage et d'autres nécessaires. Serrer le cas échéant, un expert.

Załączony material do mocowania do ściany (kolki rozprężne i wkręty) nadaje się tylko do ścian murowanych (np. z betonu lub cegiel). Do ścian wykonanych w innych technologiach konieczne być mogą specjalne kolki rozprężne i inne wkręty. W razie potrzeby skorzystaj z fachowej pomocy

Il muro di accompagnamento hardware di montaggio (tasselli e viti) è'e adatto solo per muratura piena (ad esempio calcestruzzo o muratura). Per le altre strutture murarie sono forse speciali bulloni di ancoraggio e necessari di altri. Serrare se necessario, un esperto.

The accompanying wall mounting hardware (anchors and screws) is suitable only for solid masonry (eg concrete or brick walls). For other wall structures are possibly special anchor bolts and other necessary. Tighten if necessary, an expert.

Ekteki duvara sabit montaj malzemeleri (dübel ve vidalar), sadece sağlam duvarlar için (örnek: beton veya tuğla) elverişlidir. Başka duvarlar için özel dübeller ve farklı vidalar gerekebilir. Gerektiğinde bir uzmana danışınız.

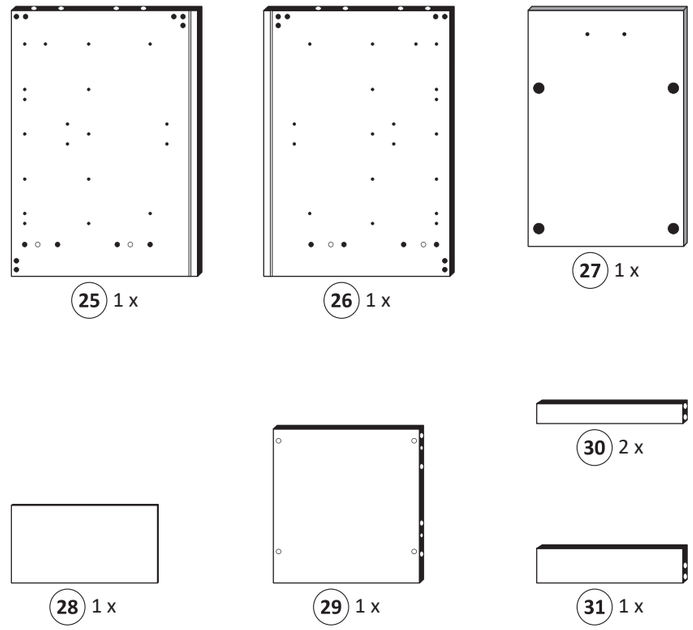

1

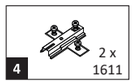

Bitte beachten !
In dieser Aufbauanleitung ist dieTür rechts angeschlagen. Soll die Tür links angeschlagen werden, müssen die Kreuzmontageplatten 4 auf das linke Seitenteil 25 montiert werden.

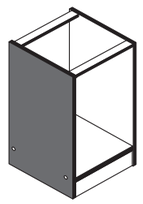

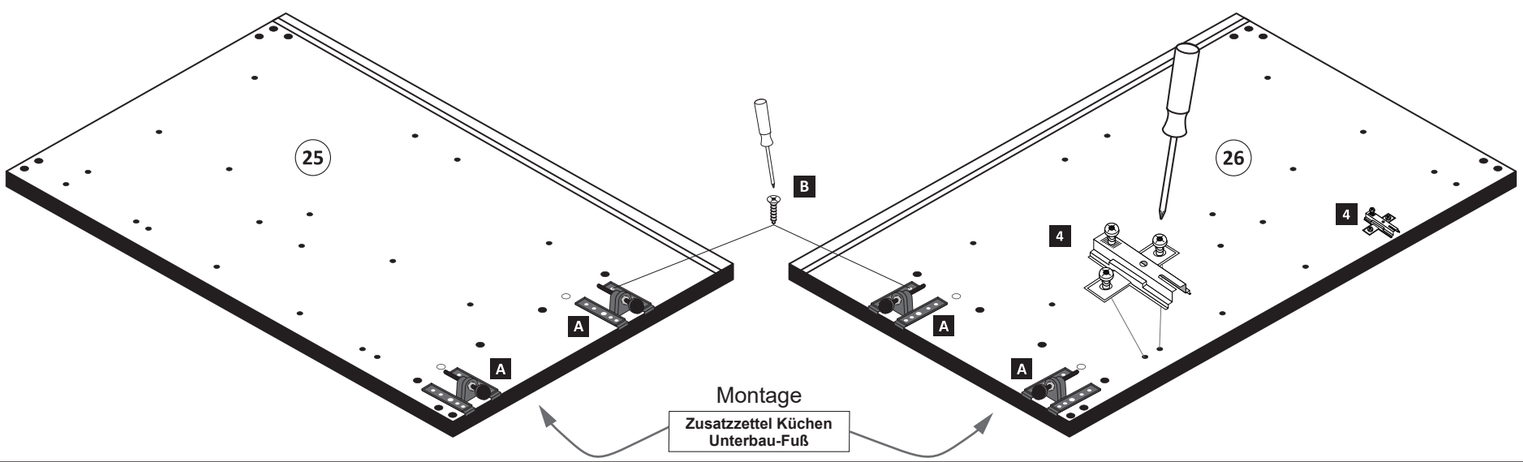

2

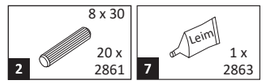

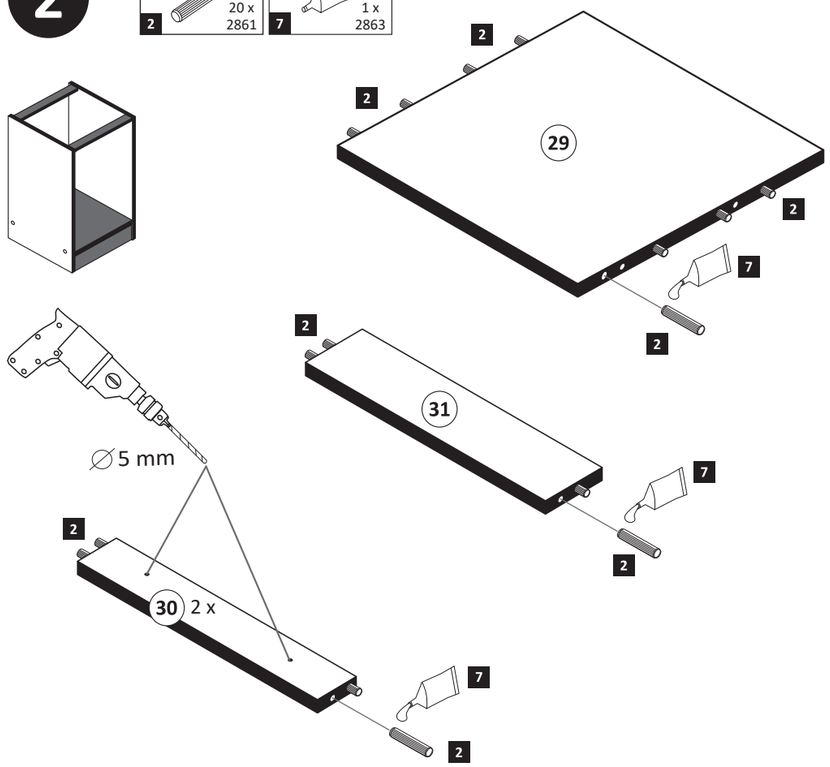

3

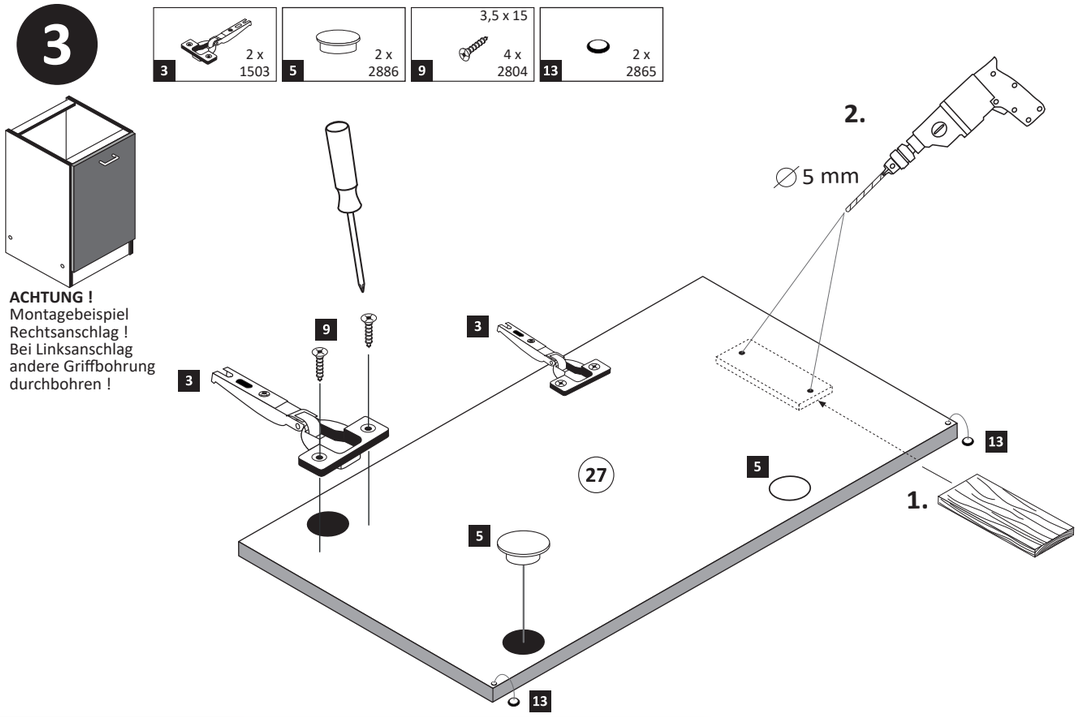
3 2 x 1503
5 2 x 2886
9 3,5 x 15 4 x 2804
13 2 x 2865
ACHTUNG !
Montagebeispiel
Rechtsanschlag !
Bei Linksanschlag
andere Griffbohrung
durchbohren !
2.
∅5 mm
1.
27

4

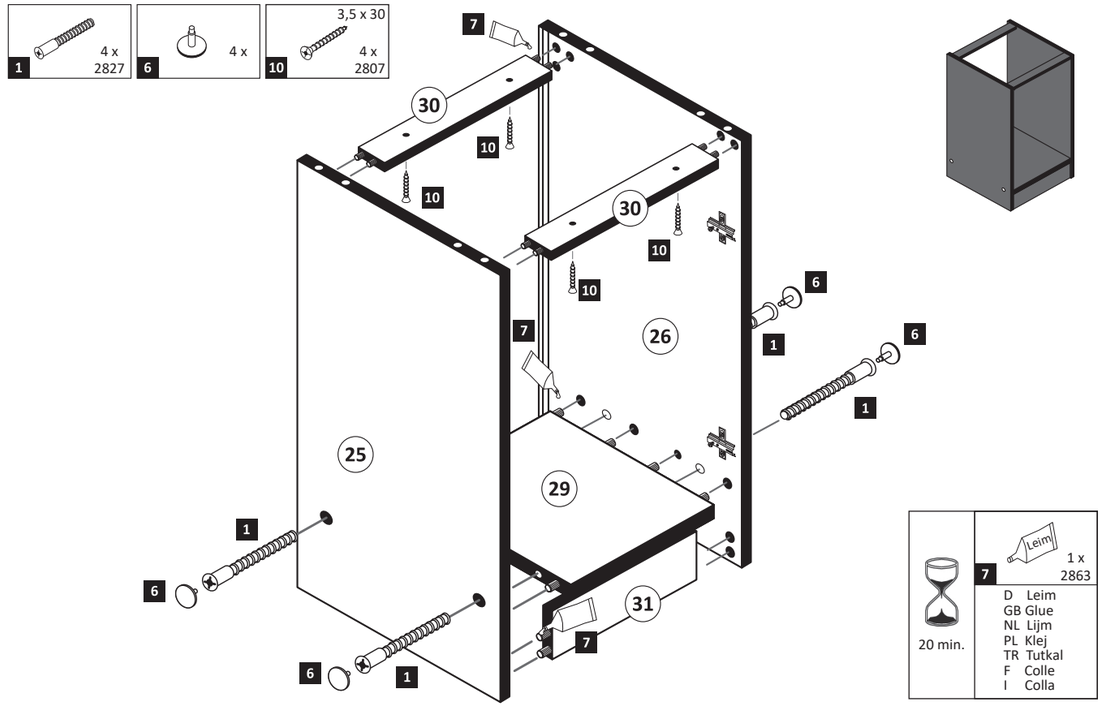
1 4 x 2827
6 4 x
10 3,5 x 30 4 x 2807
30
26
25
29
31
20 min.
7 1 x 2863
D Leim
GB Glue
NL Lijm
PL Klej
TR Tutkal
F Colle
I Colla

5

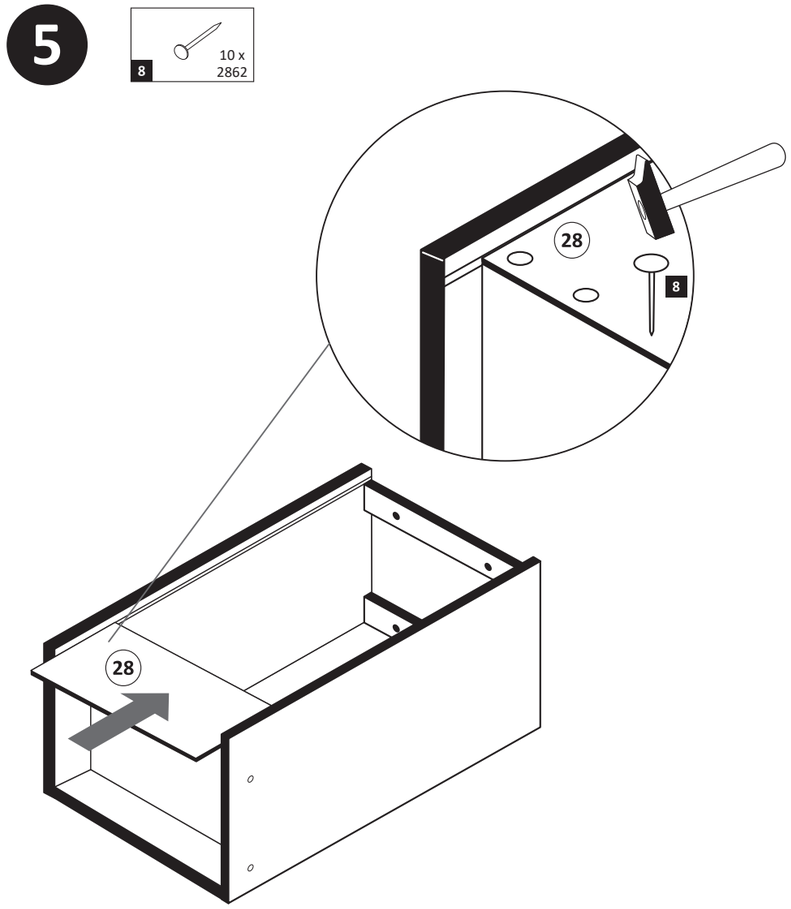
8 10 x 2862
28

6

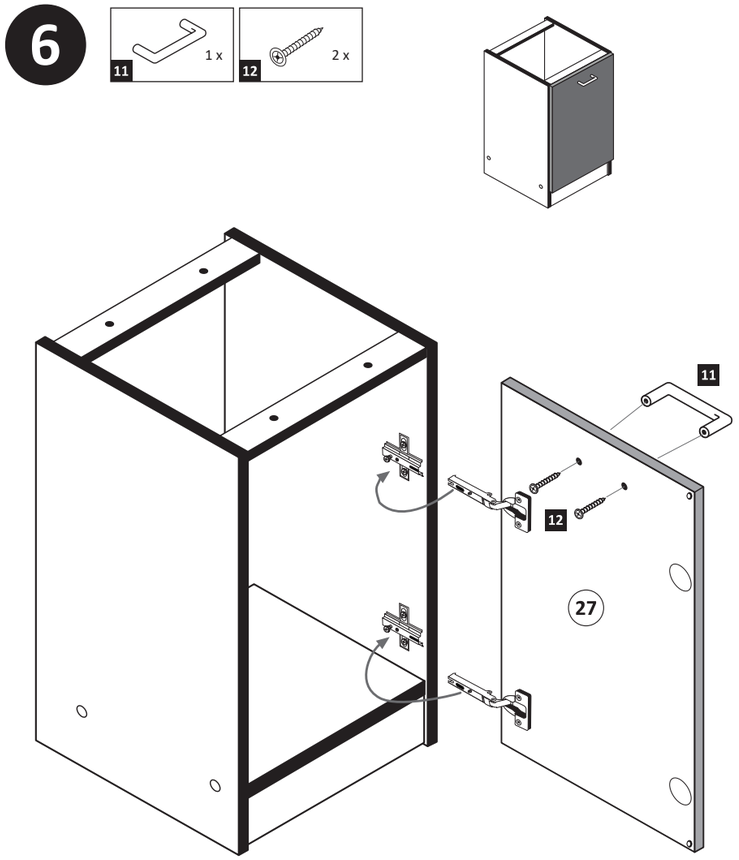
11 1 x
12 2 x
27

7

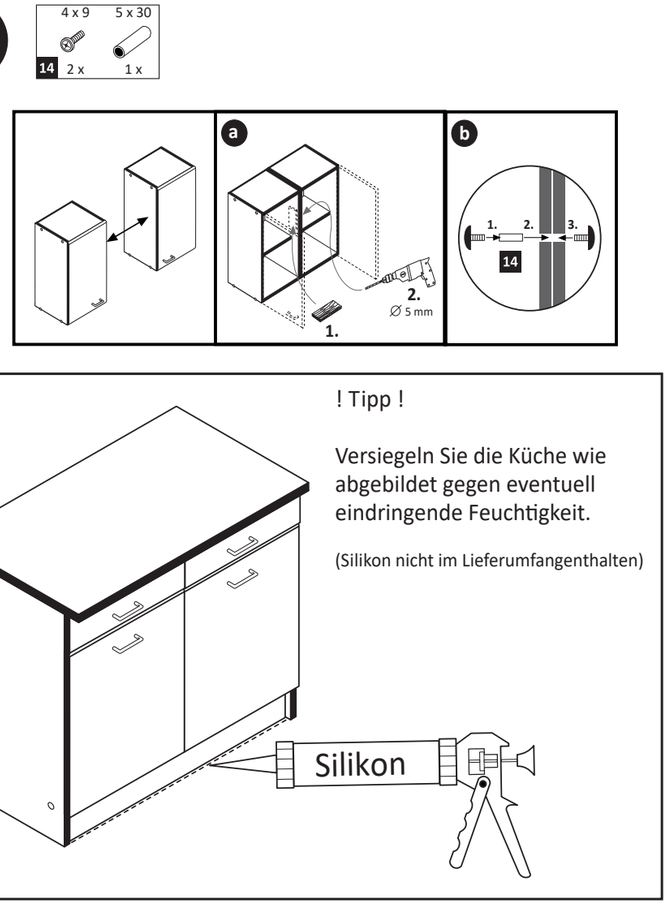
14 4 x 9 2 x
5 x 30 1 x
a
b
1.
2.
∅ 5 mm
3.
! Tipp !
Versiegeln Sie die Küche wie abgebildet gegen eventuell eindringende Feuchtigkeit.
(Silikon nicht im Lieferumfangenthalten)
Silikon

www.till-hilft.de

87239.531

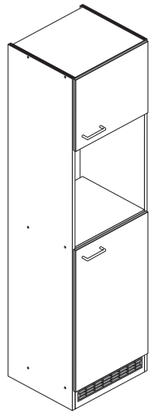

Variante A: ohne Kühlschrank

Variante B: mit Kühlschrank

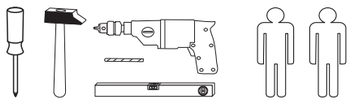



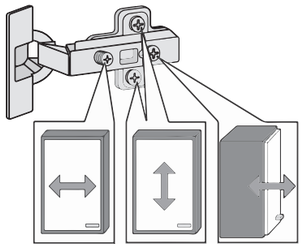

Beschlagteile im Boden-Colli

1	12 x 2827	
2	12 x	
3	8 x 30 — 36 x 2861	
4	3,5 x 15 — 9 x 2804	
5	optional 5/5 x 16 — 8 x 2821	
6	2 x 2532	
7	1 x 4940	
8	1 x 2845	
9	6 x 34 — 1 x 2844	
10	4 x 45 — 1 x 2814	
11	4 x 15 — 1 x 2810	
12	4 x 9 — 2 x; 5 x 30 — 1 x	
13	25 x 2862	
14	Leim — 2 x 2863	
15	4 x 2865	
A	4 x 1980	
B	3,5 x 15 — 16 x 2804	
C	8mm — 4 x 2917	

Beschlagteile im Fronten-Colli

16	4 x 1611
17	4 x 1503
18	2 x
19	4 x
20	optional 5mm — 4 x 2855
21	optional 35 mm — 4 x 2886

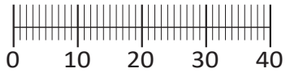

Das beigefügte Wandbefestigungsmaterial (Dübel und Schrauben) eignet sich nur für festes Mauerwerk (z.B.: Beton- oder Ziegelwände). Für andere Wandaufbauten sind eventuell Spezialdübel und andere Schrauben notwendig. Ziehen Sie gegebenfallseine Fachkraft zu Rate.

De begeleidende wandmontage hardware (pluggen en schroeven) is alleen geschikt voor massief metselwerk (bijvoorbeeld beton of bakstenen muren). Voor andere muur structuren zijn eventueel bijzondere ankerbouten en andere noodzakelijke. Draai indien nodig, een deskundige.

Приложенный материал для крепления к стене (дюбели и винты) пригоден только для жестких кладок (например, бетонные или кирпичные стены). Для других настенных конструкций необходимы смотря по обстоятельствам специальные дюбели и другие винты. При необходимости проконсультируйтесь у специалиста.

Le mur d'accompagnement matériel de montage (chevilles et les vis) ne convient que pour la maçonnerie solide (par exemple en béton ou des murs de briques). Pour les structures de mur d'autres sont peut-etre spéciale boulons d'ancrage et d'autres nécessaires. Serrer le cas échéant, un expert.

Załączony material do mocowania do ściany (kolki rozprężne i wkręty) nadaje się tylko do ścian murowanych (np. z betonu lub cegiel). Do ścian wykonanych w innych technologiach konieczne być mogą specjalne kolki rozprężne i inne wkręty. W razie potrzeby skorzystaj z fachowej pomocy

Il muro di accompagnamento hardware di montaggio (tasselli e viti) è'e adatto solo per muratura piena (ad esempio calcestruzzo o muratura). Per le altre strutture murarie sono forse speciali bulloni di ancoraggio e necessari di altri. Serrare se necessario, un esperto.

The accompanying wall mounting hardware (anchors and screws) is suitable only for solid masonry (eg concrete or brick walls). For other wall structures are possibly special anchor bolts and other necessary. Tighten if necessary, an expert.

Ekteki duvara sabit montaj malzemeleri (dübel ve vidalar), sadece sağlam duvarlar için (örnek: beton veya tuğla) elverişlidir. Başka duvarlar için özel dübeller ve farklı vidalar gerekebilir. Gerektiğinde bir uzmana danışınız.

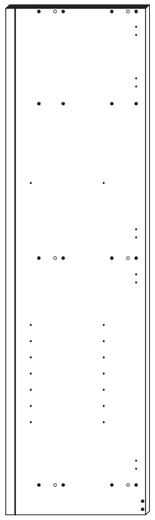

23 1 x

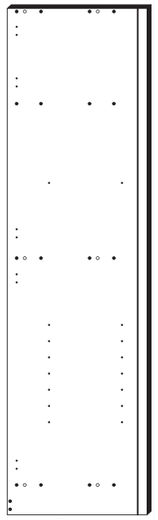

24 1 x

25 1 x

26 1 x

27 1 x

optional

Variante A

28 1 x

29 3 x

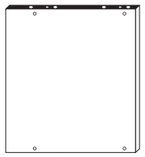

30 1 x

31 1 x

optional

Variante A

32 2 x

1

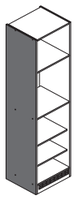

5	optional 5/5 x 16 — 8 x 2821	
16	4 x 1611	
A	4 x 1980	
B	3,5 x 15 — 16 x 2804	

Bitte beachten !
In dieser Aufbauanleitung ist die Tür rechts angeschlagen.
Soll die Tür links angeschlagen werden, müssen die Kreuzmontageplatten 16 auf das linke Seitenteil 24 montiert werden.

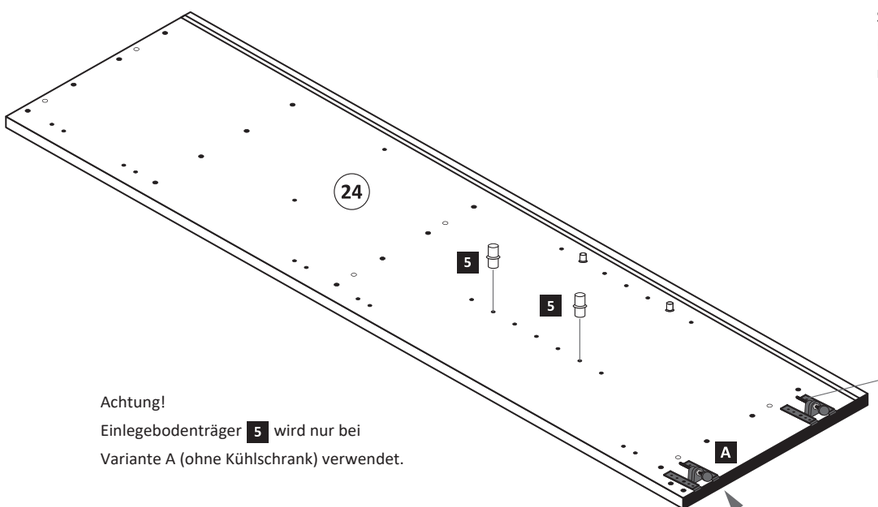

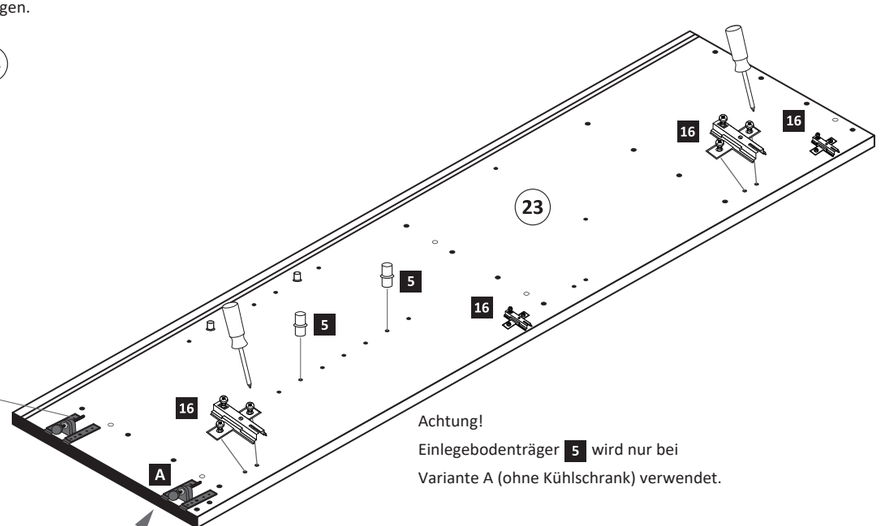

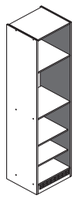

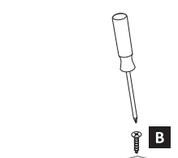

Achtung!
Einlegebodenträger 5 wird nur bei Variante A (ohne Kühlschrank) verwendet.

Achtung!
Einlegebodenträger 5 wird nur bei Variante A (ohne Kühlschrank) verwendet.

Montage

Zusatzzettel Küchen Unterbau-Fuß

2

3 — 8 x 30, 36 x 2861	6 — 2 x 2532	7 — 1 x 4940	14 — Leim, 2 x 2863

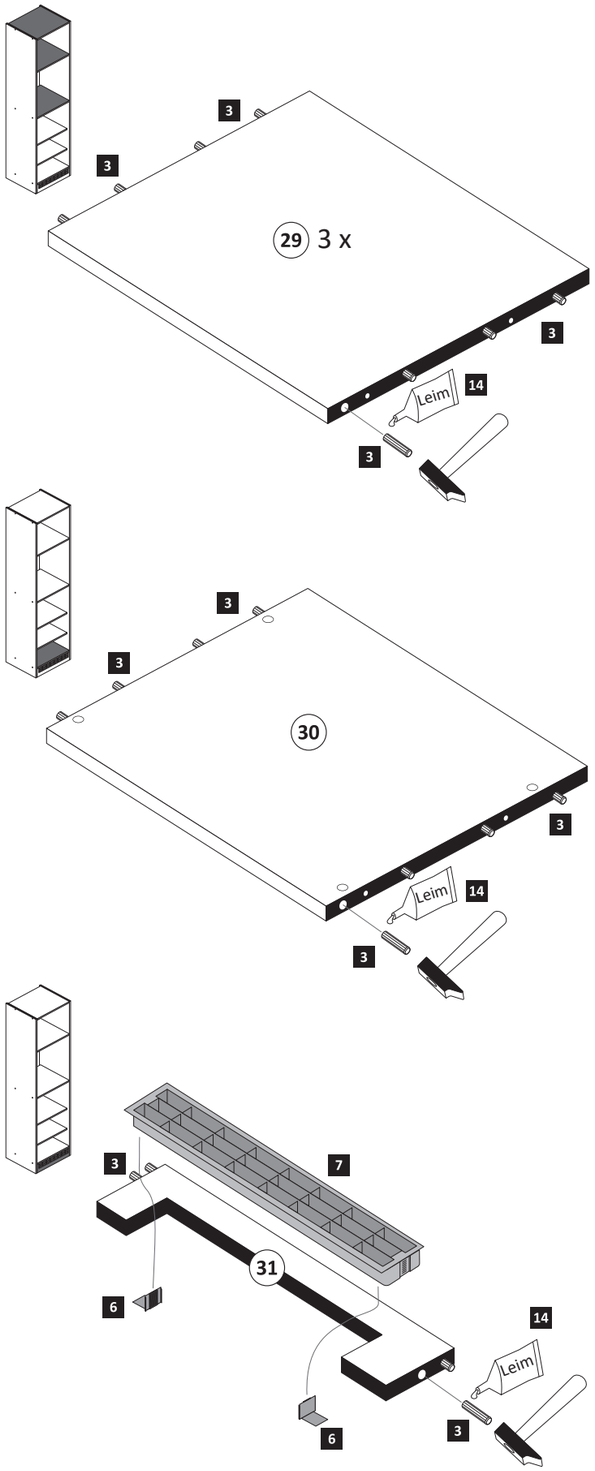

3

1 — 12 x 2827	2 — 12 x	20 min.	14 — Leim, 2 x 2863

D Leim
GB Glue
NL Lijm
PL Klej
TR Tutkal
F Colle
I Colla

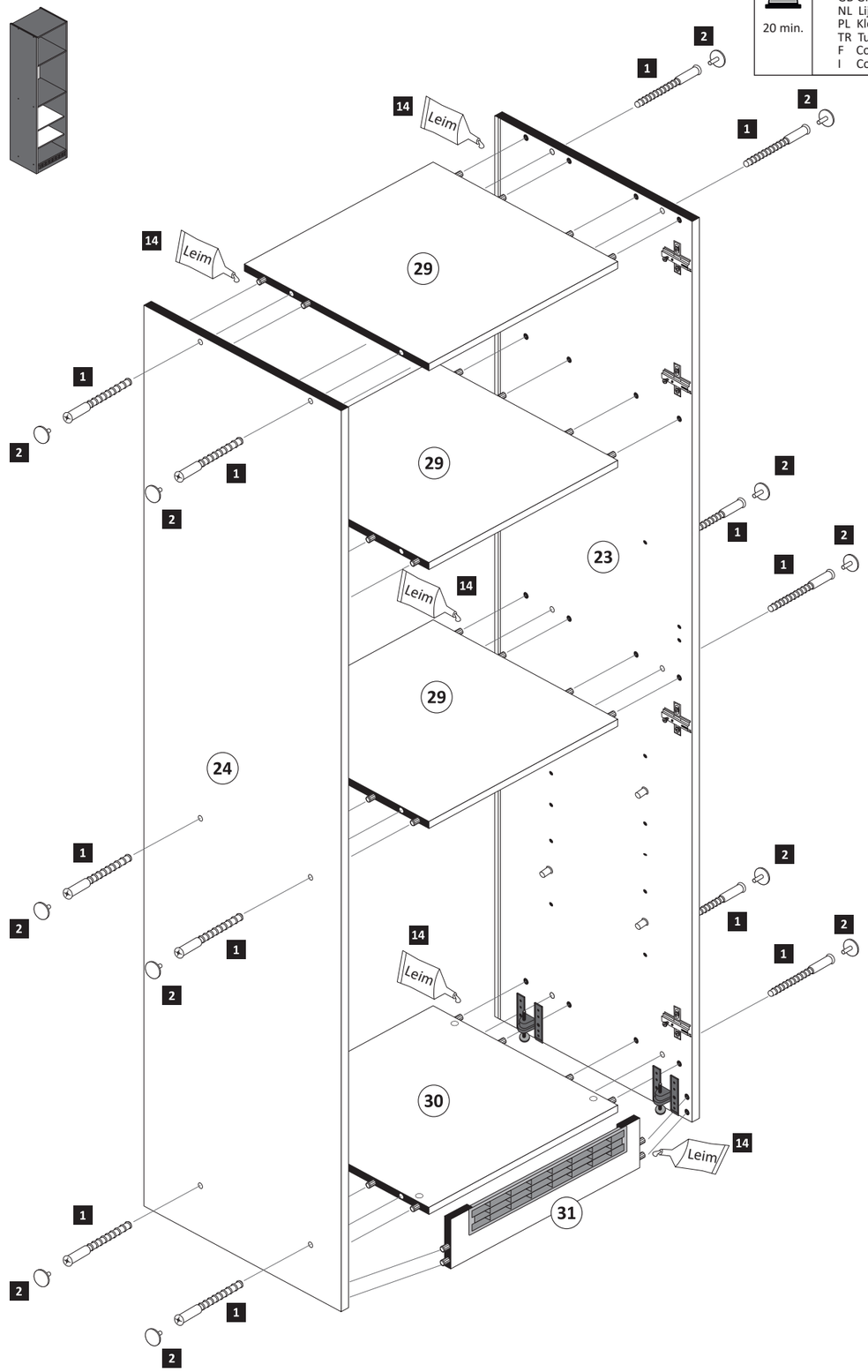

4

13 — 25 x 2862

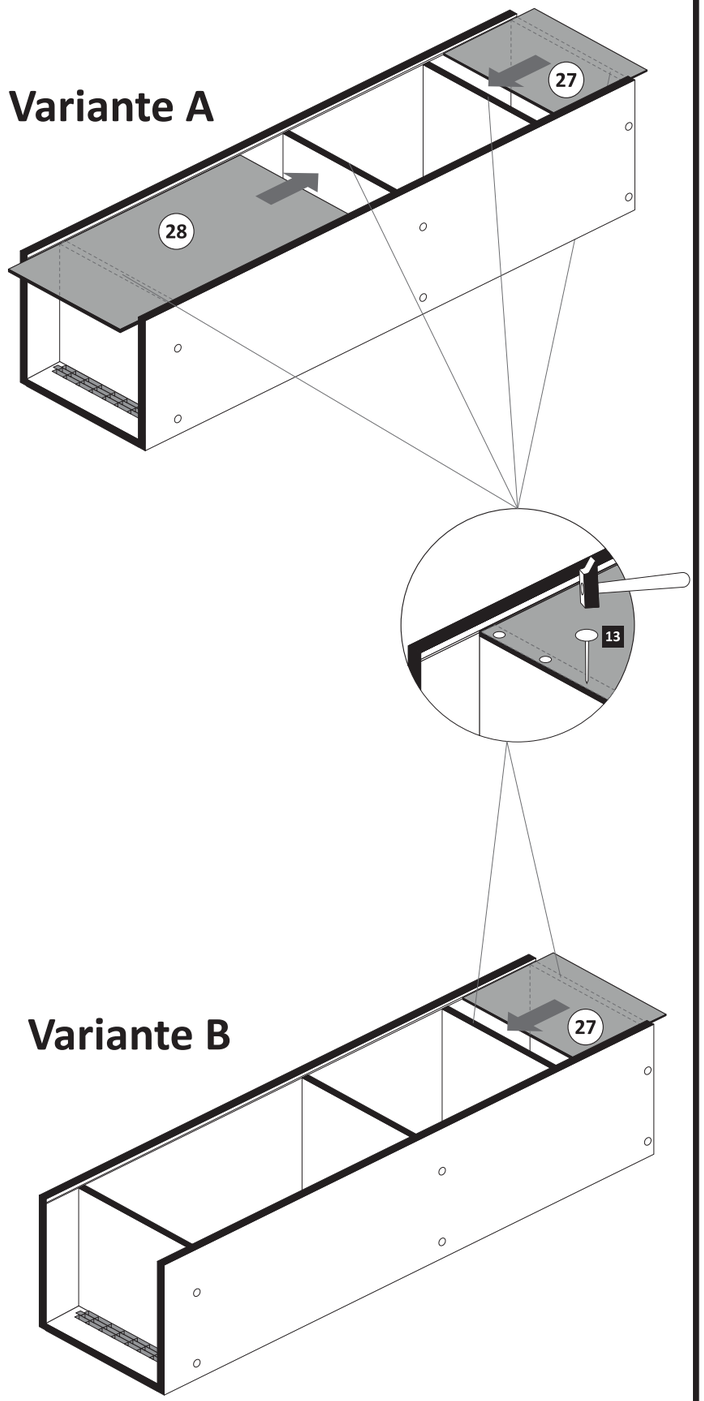

5

4	3,5 x 15 — 8 x — 2804	15	4 x — 2865	17	4 x — 1503	21	optional 35 mm — 4 x — 2886

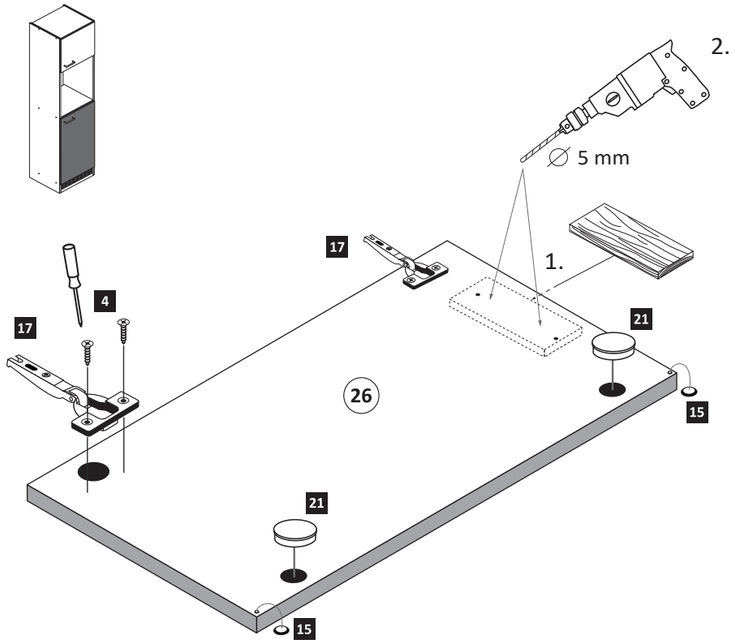

ACHTUNG !
Montagebeispiel
Rechtsanschlag !
Bei Linksanschlag
andere Scharnierbohrung verwenden !

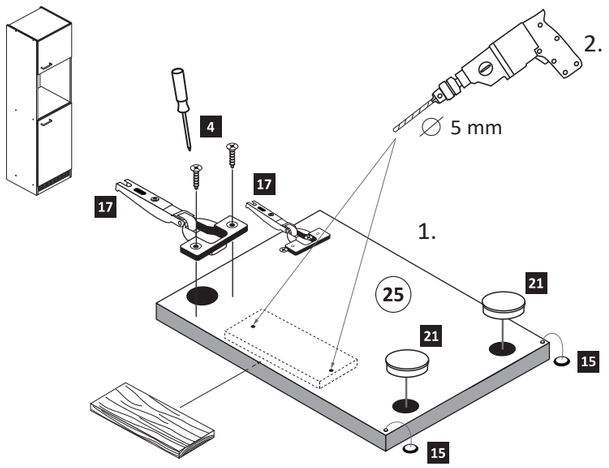

6

Variante A

18	2 x	19	4 x	20	optional 5mm — 4 x — 2855

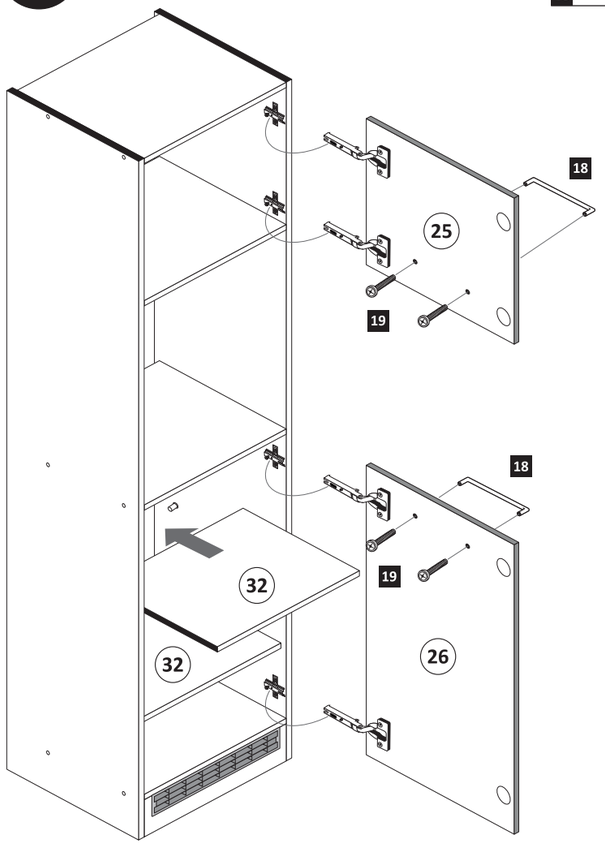

Variante B

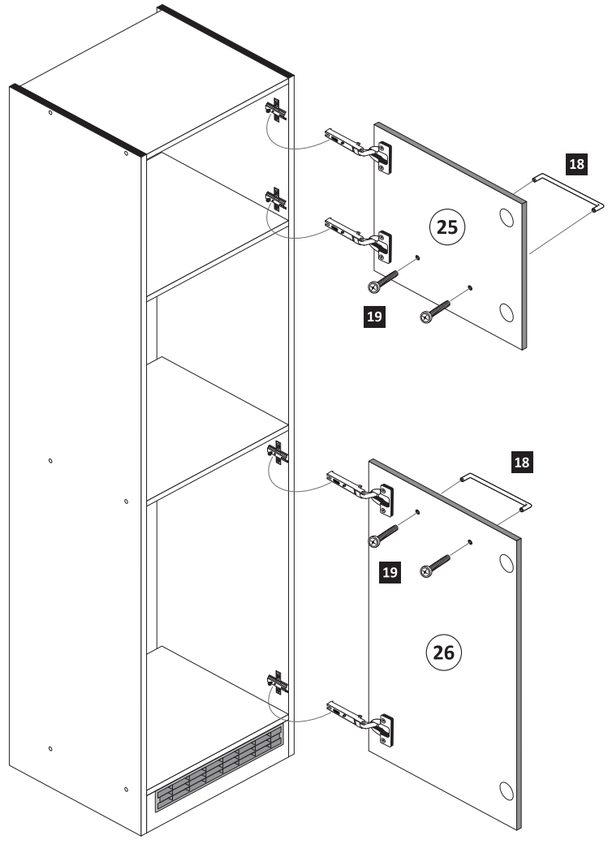

7

4	3,5 x 15 — 1 x — 2804	8	1 x — 2845	9	6 x 34 — 1 x — 2844	10	4 x 45 — 1 x — 2814	11	4 x 15 — 1 x — 2810

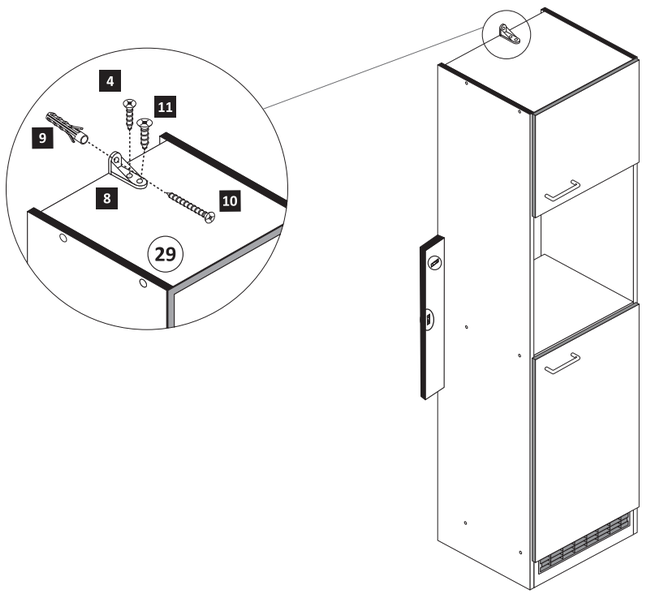

8
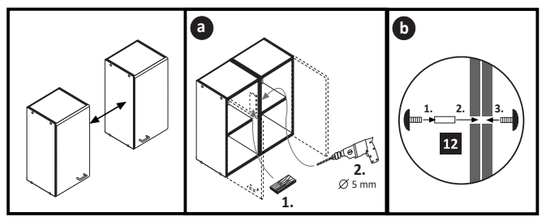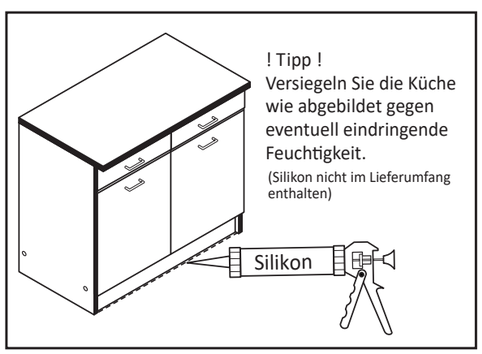
12	4 x 9 — 2 x	5 x 30 — 1 x