# Montageanleitung
## *Assembly Instructions*

# Funktionssofa / 6S

Primera GmbH & Co. KG

Karnaphof 1, 22946 Trittau

**www.phd-primera.de**
**service@phd-primera.de**

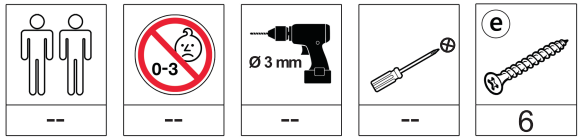


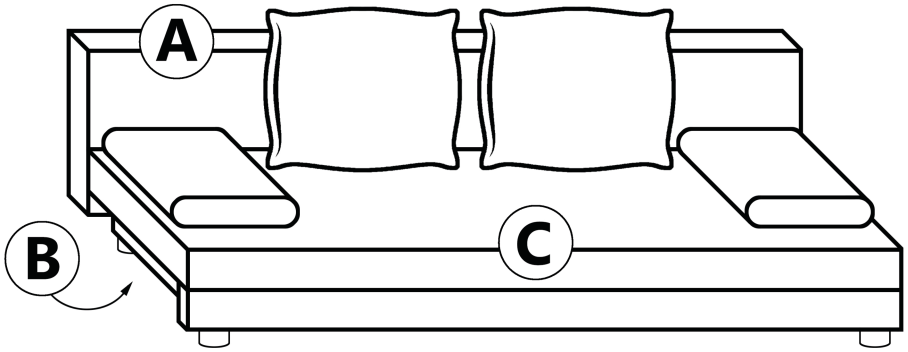


**Wir empfehlen vorzubohren!**
*We recommend pre-drilling!*

1. Rückenlehne **A** anhalten und Löcher auf den Leisten anzeichnen.
   *Hold the backrest **A** and mark the holes on the wood.*

2. Vorbohren mit einem Holzbohrer Ø 3 mm.
   *Pre-drill with a Ø 3 mm wood drill.*
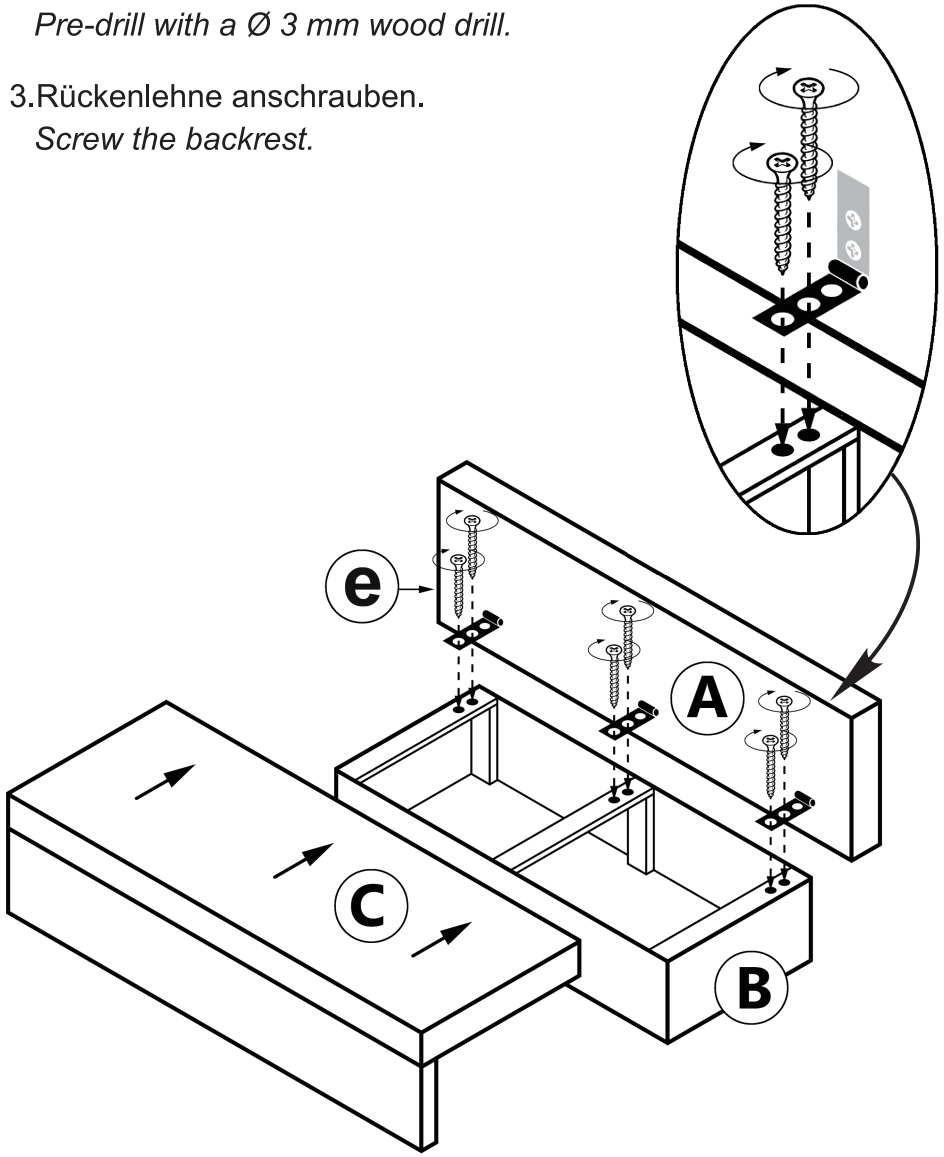
3. Rückenlehne anschrauben.
   *Screw the backrest.*