




Freestanding Dishwasher

MDWEF1235WW



EAN: 4048164121151



Freestanding dishwasher, 60 cm wide, energy efficiency class E*, 12 place settings, 2 layers baskets with cutlery basket, unloaded adjustable upper basket, aqua stop, delay start



12 Settings



49 dB



Delay start




Program diversity



99.9%

Anti-bacterial filter:

Prohibited more than 99% of the bacteria on the filter.



Delay start time

Start the cycle whenever you want

With the timer function, the washing cycle of the dishwasher can be individually adjusted.



Water stop and overflow sensor

Double protection against water leakage, with aqua stop and overflow sensor that self-regulates to detect any type of water leakage and prevent in time.

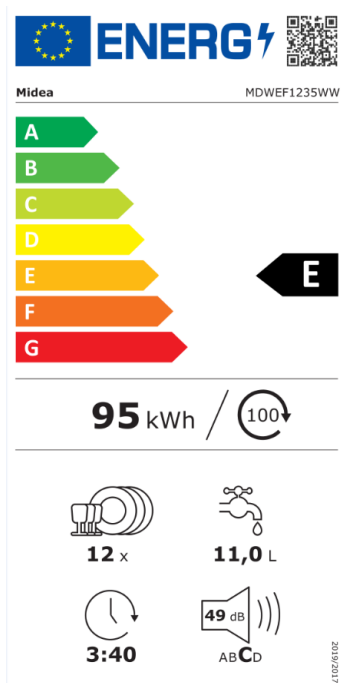


Half load

Less energy and water consumption

A convenient and cost-effective solution for less dishwashing, especially for small families who do not use a lot of dishes and bowls, with significantly economical water and energy consumption.

*This model has the following efficiency class spectrum: A (highest efficiency) to G (lowest efficiency)



General

Brand	Midea
Model	MDWEF1235WW
EAN	-
Product	dishwasher
Installation type	freestanding
Design type	freestanding
Width	60cm

Design

Color	white
Panel color	black

Performance & technology

Energy class[A-G]	E
Place settings	12
Motor	AC
Filters	3 layers ABT
Water hardness adjustment	yes

Operation and display

Control type	button control
Display type	LED
Digital display for rinse aid & salt	•/•
Delay start time [hours]	0-24 h

Interior & Accessories

Tank material	stainless steel
Sprayers	2
Baskets	1
Height-adjustable upper basket	Yes/unload adjustable
Foldable cup holders	•
Foldable plate holders below	•
Cutlery tray	-
Cutlery basket	•
Removable top	•

Features

Extra dry / power wash	-/-
Auto Open	-
Interior lighting	-
Half Load	•
Aqua stop	•
Ion Dishfresh	-

Programme

Number of programs	6
Glass	•
Intensive	•
Auto	-
Eco	•
90 Minutes	•
Whisper - night program	-
60 minutes	-
Universal	•
Rapid	•

Safety & Cleaning

Water conservation	Full water protection
--------------------	-----------------------

Consumption & Environment

Energy class [A-G]	E
Energy consumption per 100 cycles [kWh]	95
Energy consumption per cycle [kWh]	0.951
Water consumption per cycle [liters]	11
ECO Program duration [min]	220
Sound power level [dB(A)]	49

Connection values

Power [W]	2100
Voltage [V]	220-240
Frequency [Hz]	50

Measures & weight

Weight net/gross [kg]	39,2/45,2
Device dimensions (H x W x D) [mm]	845x598x600
Packaging dimensions (H x W x D) [mm]	890x645x645